



RESULTADOS

RESULTS

WORLD RECORD	9.58 BOLT Usain	JAM Berlin (GER)	16 AUG 2009
PAN AMERICAN GAMES RECORD	10.06 PEÑALVER Leandro	CUB Caracas (VEN)	24 AUG 1983

HEAT 1 Start Time: 15:15

Wind: -1.0 m/s

Rk	Bib	Name	NOC Code	Date of Birth	Lane	Reaction Time	Fn	Result
1	446	ANDRE Nilson	BRA	30 JAN 1986	4	0.140		10.33 Q
2	541	LESCAY David	CUB	19 FEB 1989	2	0.133		10.36 Q
3	618	BAILEY Oshane Andre	JAM	9 AUG 1989	7	0.157		10.41 q
4	695	LOPEZ Miguel	PUR	9 APR 1990	3	0.142		10.48
5	609	PALACIOS Rolando	HON	3 MAY 1987	5	0.175		10.49 SB
6	491	BECERRA Kael Alejandro	CHI	4 NOV 1985	8	0.143		10.49
7	436	AVILA Linford	BIZ	28 DEC 1992	6	0.159		11.74

HEAT 2 Start Time: 15:22

Wind: +1.2 m/s

Rk	Bib	Name	NOC Code	Date of Birth	Lane	Reaction Time	Fn	Result
1	710	CALLENDER Emmanuel	TRI	10 MAY 1984	4	0.160		10.13 Q
2	749	NEWMAN Calesio Albert	USA	20 AUG 1986	5	0.174		10.30 Q
3	429	ROLLE Jamial St. John	BAH	16 APR 1980	7	0.164		10.45 q
4	571	NAZARENO Franklin Andres	ECU	24 APR 1987	3	0.159		10.52
5	597	HARRIS Adam	GUY	21 JUL 1987	6	0.151		10.62
6	640	ALONZO Jorge Arturo	MEX	24 JUN 1984	8	0.186		10.78

HEAT 3 Start Time: 15:29

Wind: -0.2 m/s

Rk	Bib	Name	NOC Code	Date of Birth	Lane	Reaction Time	Fn	Result
1	536	HERRERA Michael	CUB	5 JUN 1985	6	0.133		10.31 Q
2	435	HOUSTON III Harold E.	BER	23 MAR 1990	5	0.148		10.40 Q
3	425	GRIFFITH Adrian Advardio	BAH	11 NOV 1984	4	0.172		10.41 q
4	731	EDWARDS Monzavous	USA	7 MAY 1981	8	0.164		10.53
5	709	BROWN Darrel	TRI	11 OCT 1984	7	0.131		10.63
6	421	WILKEN Miguel	ARG	23 NOV 1985	3	0.133		10.66

HEAT 4 Start Time: 15:36

Wind: -2.0 m/s

Rk	Bib	Name	NOC Code	Date of Birth	Lane	Reaction Time	Fn	Result
1	704	COLLINS Kim	SKN	5 APR 1976	7	0.165		10.37 Q
2	562	RAFAEL JORGE Carlos	DOM	24 SEP 1985	5	0.173		10.43 Q
3	433	GITTENS Ramon	BAR	20 JUL 1987	4	0.125		10.45 q
4	511	MONTOYA Isidro	COL	3 NOV 1990	6	0.155		10.60
5	598	PROWELL Lee	GUY	11 JAN 1975	2	0.156		10.65
6	784	WILLIAMS Courtney	VIN	31 JAN 1991	8	0.155		11.15
7	708	THEMEN Jurgen	SUR	26 OCT 1985	3	0.160		11.71



RESULTADOS

RESULTS

WORLD RECORD	9.58 BOLT Usain	JAM Berlin (GER)	16 AUG 2009
PAN AMERICAN GAMES RECORD	10.06 PEÑALVER Leandro	CUB Caracas (VEN)	24 AUG 1983

HEAT 5

Start Time: 15:43

Wind: -0.1 m/s

Rk	Bib	Name	NOC Code	Date of Birth	Lane	Reaction Time	Fn	Result	
1	621	CLARKE Lerone	JAM	12 JUN 1981	8	0.173		10.15	Q
2	502	GOMEZ Alvaro Jose	COL	21 FEB 1989	5	0.193		10.31	Q
3	707	ROGERS Jason Alston	SKN	31 AUG 1991	2	0.193		10.35	q PB
4	474	VIANA Sandro	BRA	26 MAR 1977	3	0.161		10.38	q
5	479	RICHARDS Dontae	CAN	1 MAR 1989	7	0.143		10.61	
6	611	DURANT Adrian Kent	ISV	16 OCT 1984	4	0.143		10.64	PB
	663	REYES Juan Jose	MEX	9 MAY 1989	6		F1	DQ	R 162.7

Qualification: First 2 in each heat (Q) and the next 6 fastest (q) advance to the Semifinal

Weather conditions at the beginning of the 1st heat

Temperature: 21°C

Humidity: 28%

Conditions: Sunny

Note:

IAAF Rule 162.7 - False start

Legend:

DQ	Disqualified	Fn	False start	PB	Personal Best	Q	Qualified by place
q	Qualified by time	R	IAAF rule	Rk	Rank	SB	Season Best



RESULTADOS

RESULTS

WORLD RECORD	9.58 BOLT Usain	JAM Berlin (GER)	16 AUG 2009
PAN AMERICAN GAMES RECORD	10.06 PEÑALVER Leandro	CUB Caracas (VEN)	24 AUG 1983

SEMIFINAL 1 Start Time: 17:50

Wind: -1.9 m/s

Rk	Bib	Name	NOC Code	Date of Birth	Lane	Reaction Time	Fn	Result
1	621	CLARKE Lerone	JAM	12 JUN 1981	3	0.155		10.17 Q
2	562	RAFAEL JORGE Carlos	DOM	24 SEP 1985	1	0.163		10.30 Q
3	502	GOMEZ Alvaro Jose	COL	21 FEB 1989	5	0.182		10.40 Q
4	749	NEWMAN Calesio Albert	USA	20 AUG 1986	6	0.158		10.42 Q
5	707	ROGERS Jason Alston	SKN	31 AUG 1991	8	0.162		10.44
6	474	VIANA Sandro	BRA	26 MAR 1977	2	0.138		10.49
7	536	HERRERA Michael	CUB	5 JUN 1985	4	0.137		10.52
8	425	GRIFFITH Adrian Advardio	BAH	11 NOV 1984	7	0.161		10.59

SEMIFINAL 2 Start Time: 17:57

Wind: +0.4 m/s

Rk	Bib	Name	NOC Code	Date of Birth	Lane	Reaction Time	Fn	Result
1	704	COLLINS Kim	SKN	5 APR 1976	4	0.151		10.00 Q PR
2	710	CALLENDER Emmanuel	TRI	10 MAY 1984	6	0.152		10.17 Q
3	446	ANDRE Nilson	BRA	30 JAN 1986	5	0.142		10.23 Q
4	541	LESCAY David	CUB	19 FEB 1989	3	0.154		10.31 Q
5	433	GITTENS Ramon	BAR	20 JUL 1987	1	0.182		10.37
6	429	ROLLE Jamial St. John	BAH	16 APR 1980	7	0.193		10.49
	618	BAILEY Oshane Andre	JAM	9 AUG 1989	2		F2	DQ R 162.7
	435	HOUSTON III Harold E.	BER	23 MAR 1990	8		F1	DQ R 162.7

Qualification: First 4 in each heat (Q) advance to the Final

Weather conditions at the beginning of the 1st heat

Temperature: 27°C Humidity: 17% Conditions: Sunny

Note:
IAAF Rule 162.7 - False start

Legend:
DQ Disqualified
R IAAF rule
Fn False start
Rk Rank
PR Pan American Record
Q Qualified by place



RESULTADOS

RESULTS

WORLD RECORD	9.58 BOLT Usain	JAM	Berlin (GER)	16 AUG 2009
PAN AMERICAN GAMES RECORD	10.00 COLLINS Kim	SKN	Guadalajara (MEX)	24 OCT 2011

Wind: +0.2 m/s

Rk	Bib	Name	NOC Code	Date of Birth	Lane	Reaction Time	Fn	Result
1	621	CLARKE Lerone	JAM	12 JUN 1981	5	0.144		10.01 PB
2	704	COLLINS Kim	SKN	5 APR 1976	3	0.142		10.04
3	710	CALLENDER Emmanuel	TRI	10 MAY 1984	4	0.147		10.16
4	562	RAFAEL JORGE Carlos	DOM	24 SEP 1985	6	0.160		10.26
5	446	ANDRE Nilson	BRA	30 JAN 1986	8	0.137		10.26
6	749	NEWMAN Calesio Albert	USA	20 AUG 1986	1	0.184		10.31
7	502	GOMEZ Alvaro Jose	COL	21 FEB 1989	7	0.156		10.33
8	541	LESCAY David	CUB	19 FEB 1989	2	0.141		10.39

Weather conditions

Temperature: 2°C

Humidity: 25%

Conditions: Sunny

Legend:

Fn False start PB Personal Best Rk Rank



RESULTADOS

RESULTS

WORLD RECORD	19.19 BOLT Usain	JAM	Berlin (GER)	20 AUG 2009
PAN AMERICAN GAMES RECORD	19.86 QUARRIE Donald	JAM	Cali (COL)	3 AUG 1971

HEAT 1 Start Time: 15:00

Wind: +1.2 m/s

Rk	Bib	Name	NOC Code	Date of Birth	Lane	Reaction Time	Fn	Result
1	635	SPENCE Lansford	JAM	15 DEC 1982	7	0.214		20.59 Q
2	551	SKYERS Roberto	CUB	12 NOV 1991	4	0.172		20.86 Q
3	435	HOUSTON III Harold E.	BER	23 MAR 1990	5	0.150		21.04 Q
4	491	BECERRA Kael Alejandro	CHI	4 NOV 1985	3	0.123		21.04 Q
5	414	JIMENEZ Mariano	ARG	27 DEC 1985	6	0.184		21.20 q
6	583	REDHEAD Joel Michael	GRN	3 JUL 1986	8	0.182		21.60

HEAT 2 Start Time: 15:07

Wind: +0.8 m/s

Rk	Bib	Name	NOC Code	Date of Birth	Lane	Reaction Time	Fn	Result
1	453	DE BARROS Bruno	BRA	7 JAN 1987	3	0.188		20.53 Q
2	504	GRUESO Daniel Alfonso	COL	30 JUL 1985	7	0.236		20.76 Q SB
3	609	PALACIOS Rolando	HON	3 MAY 1987	5	0.183		20.90 Q
4	706	LAWRENCE Brijesh	SKN	27 DEC 1989	2	0.130		21.02 Q
5	763	WHITE Perrisan Deun	USA	13 JUL 1985	4	0.164		21.05 q
6	571	NAZARENO Franklin Andres	ECU	24 APR 1987	6	0.191		21.45 q

HEAT 3 Start Time: 15:14

Wind: +0.6 m/s

Rk	Bib	Name	NOC Code	Date of Birth	Lane	Reaction Time	Fn	Result
1	574	QUIÑONEZ Alex Leonardo	ECU	11 AUG 1989	8	0.245		20.73 Q PB
2	715	MORAIN Moriba	TRI	8 OCT 1992	7	0.152		20.90 Q
3	768	ACEVEDO Jose	VEN	30 JUN 1986	6	0.161		20.93 Q
4	663	REYES Juan Jose	MEX	9 MAY 1989	4	0.186		21.54 Q
5	605	MONROSE Roudy	HAI	26 APR 1978	5	0.198		21.63
6	784	WILLIAMS Courtney	VIN	31 JAN 1991	2	0.176		22.42
7	596	GEORGE Winston	GUY	19 MAY 1987	3	0.219		24.17

HEAT 4 Start Time: 15:21

Wind: +0.4 m/s

Rk	Bib	Name	NOC Code	Date of Birth	Lane	Reaction Time	Fn	Result
1	426	MATHIEU Michael Walter	BAH	24 JUN 1984	4	0.168		20.81 Q
2	749	NEWMAN Calesio Albert	USA	20 AUG 1986	8	0.209		20.86 Q
3	565	TAPIA GOMEZ Yoel Armando	DOM	11 SEP 1984	2	0.279		20.95 Q
4	479	RICHARDS Dontae	CAN	1 MAR 1989	6	0.144		21.26 Q
5	601	JUIN Jonathan	HAI	17 DEC 1994	7	0.130		21.62
6	640	ALONZO Jorge Arturo	MEX	24 JUN 1984	5	0.182		21.81
7	438	JIMENEZ Jorge	BIZ	5 APR 1992	3	0.303		23.55



RESULTADOS

RESULTS

WORLD RECORD	19.19 BOLT Usain	JAM	Berlin (GER)	20 AUG 2009
PAN AMERICAN GAMES RECORD	19.86 QUARRIE Donald	JAM	Cali (COL)	3 AUG 1971

HEAT 5

Start Time: 15:28

Wind: +0.2 m/s

Rk	Bib	Name	NOC Code	Date of Birth	Lane	Reaction Time	Fn	Result
1	474	VIANA Sandro	BRA	26 MAR 1977	5	0.176		20.65 Q
2	626	LIVERMORE Jason	JAM	25 APR 1988	6	0.167		20.73 Q SB
3	536	HERRERA Michael	CUB	5 JUN 1985	4	0.161		20.82 Q
4	703	ADAMS Antoine	SKN	31 AUG 1988	8	0.137		20.83 Q SB
5	496	REYES Cristián Eduardo	CHI	5 AUG 1986	7	0.186		20.83 q
6	597	HARRIS Adam	GUY	21 JUL 1987	3	0.136		22.45

Qualification: First 4 in each heat (Q) and the next 4 fastest (q) advance to the Semifinal

Legend:

Fn	False start	PB	Personal Best	Q	Qualified by place	q	Qualified by time
Rk	Rank	SB	Season Best				



RESULTADOS

RESULTS

WORLD RECORD	19.19 BOLT Usain	JAM Berlin (GER)	20 AUG 2009
PAN AMERICAN GAMES RECORD	19.86 QUARRIE Donald	JAM Cali (COL)	3 AUG 1971

SEMIFINAL 1 Start Time: 16:55 Wind: +0.2 m/s

Rk	Bib	Name	NOC Code	Date of Birth	Lane	Reaction Time	Fn	Result
1	551	SKYERS Roberto	CUB	12 NOV 1991	3	0.160		20.31 Q SB
2	474	VIANA Sandro	BRA	26 MAR 1977	5	0.209		20.39 Q SB
3	574	QUIÑONEZ Alex Leonardo	ECU	11 AUG 1989	4	0.226		20.49 q PB
4	496	REYES Cristián Eduardo	CHI	5 AUG 1986	2	0.148		20.65 q PB
5	703	ADAMS Antoine	SKN	31 AUG 1988	8	0.163		20.76 PB
6	763	WHITE Perrisan Deun	USA	13 JUL 1985	1	0.175		20.78
7	435	HOUSTON III Harold E.	BER	23 MAR 1990	7	0.133		20.91 PB
8	715	MORAIN Moriba	TRI	8 OCT 1992	6	0.148		20.91

SEMIFINAL 2 Start Time: 17:02 Wind: +0.1 m/s

Rk	Bib	Name	NOC Code	Date of Birth	Lane	Reaction Time	Fn	Result
1	453	DE BARROS Bruno	BRA	7 JAN 1987	3	0.165		20.35 Q
2	609	PALACIOS Rolando	HON	3 MAY 1987	5	0.167		20.70 Q SB
3	626	LIVERMORE Jason	JAM	25 APR 1988	6	0.169		20.76
4	504	GRUESO Daniel Alfonso	COL	30 JUL 1985	4	0.193		20.83
5	768	ACEVEDO Jose	VEN	30 JUN 1986	8	0.177		20.85
6	479	RICHARDS Dontae	CAN	1 MAR 1989	1	0.156		21.11
7	491	BECERRA Kael Alejandro	CHI	4 NOV 1985	7	0.153		21.23
8	571	NAZARENO Franklin Andres	ECU	24 APR 1987	2	0.152		21.48

SEMIFINAL 3 Start Time: 17:09 Wind: +0.5 m/s

Rk	Bib	Name	NOC Code	Date of Birth	Lane	Reaction Time	Fn	Result
1	635	SPENCE Lansford	JAM	15 DEC 1982	5	0.178		20.33 Q PB
2	426	MATHIEU Michael Walter	BAH	24 JUN 1984	6	0.151		20.50 Q
3	536	HERRERA Michael	CUB	5 JUN 1985	4	0.177		20.66
4	749	NEWMAN Calesio Albert	USA	20 AUG 1986	3	0.164		20.80
5	706	LAWRENCE Brijesh	SKN	27 DEC 1989	7	0.191		20.82
6	565	TAPIA GOMEZ Yoel Armando	DOM	11 SEP 1984	8	0.294		20.84
7	414	JIMENEZ Mariano	ARG	27 DEC 1985	1	0.179		21.47
8	663	REYES Juan Jose	MEX	9 MAY 1989	2	0.187		21.49

Qualification: First 2 in each heat (Q) and the next 2 fastest (q) advance to the Final

Weather conditions at the beginning of the 1st heat

Temperature: 25°C Humidity: 16% Conditions: Sunny

Legend:

Fn	False start	PB	Personal Best	Q	Qualified by place	q	Qualified by time
Rk	Rank	SB	Season Best				



RESULTADOS

RESULTS

WORLD RECORD	19.19 BOLT Usain	JAM	Berlin (GER)	20 AUG 2009
PAN AMERICAN GAMES RECORD	19.86 QUARRIE Donald	JAM	Cali (COL)	3 AUG 1971

Wind: -1.0 m/s

Rk	Bib	Name	NOC Code	Date of Birth	Lane	Reaction Time	Fn	Result
1	551	SKYERS Roberto	CUB	12 NOV 1991	5	0.148		20.37
2	635	SPENCE Lansford	JAM	15 DEC 1982	6	0.161		20.38
3	453	DE BARROS Bruno	BRA	7 JAN 1987	3	0.149		20.45
4	426	MATHIEU Michael Walter	BAH	24 JUN 1984	8	0.169		20.62
5	609	PALACIOS Rolando	HON	3 MAY 1987	7	0.157		20.77
6	574	QUIÑONEZ Alex Leonardo	ECU	11 AUG 1989	1	0.163		20.86
7	474	VIANA Sandro	BRA	26 MAR 1977	4	0.151		20.94
8	496	REYES Cristián Eduardo	CHI	5 AUG 1986	2	0.159		20.97

Weather conditions

Temperature: 21°C

Humidity: 49%

Conditions: Sunny

Legend:

Fn False start Rk Rank



RESULTADOS

RESULTS

WORLD RECORD	43.18	JOHNSON Michael	USA	Seville (ESP)	26 AUG 1999
PAN AMERICAN GAMES RECORD	44.45	RAY Ronald	USA	Ciudad de México (MEX)	18 OCT 1975

SEMIFINAL 1 Start Time: 16:45

Rk	Bib	Name	NOC Code	Date of Birth	Lane	Reaction Time	Fn	Result
1	529	COLLAZO Williams	CUB	31 AUG 1986	7	0.187		45.70 Q
2	458	HENRIQUES Anderson	BRA	3 MAR 1992	8	0.171		45.71 Q PB
3	561	PEGUERO Arismendy	DOM	2 AUG 1980	2	0.210		45.94 q
4	556	HURTAULT Erison	DMA	29 DEC 1984	5	0.214		46.24
5	769	AGUILAR Alberto	VEN	9 MAR 1985	1	0.257		46.39
6	652	GARCIA Orlando	MEX	19 MAY 1989	3	0.170		47.45
7	402	RICHARDSON Richard	ANT	21 AUG 1987	6	0.270		48.49
8	584	TOUSSAINT Keron	GRN	10 FEB 1989	4	0.184		1:37.36

SEMIFINAL 2 Start Time: 16:52

Rk	Bib	Name	NOC Code	Date of Birth	Lane	Reaction Time	Fn	Result
1	427	MILLER Ramon Samuel	BAH	17 FEB 1987	4	0.203		45.40 Q
2	564	SANTOS AQUINO Luguelin	DOM	12 NOV 1993	6	0.235		45.41 Q PB
3	519	BRENES CARDENAS Nery	CRC	25 SEP 1985	7	0.199		45.42 q
4	596	GEORGE Winston	GUY	19 MAY 1987	5	0.225		46.93
5	513	MOSQUERA Geiner Alonso	COL	1 AUG 1984	2	0.296		46.97 SB
6	638	WHYTE Annert	JAM	4 OCT 1987	3	0.205		47.57
7	477	HARRIS Tremaine Ryan Alexander	CAN	10 FEB 1992	8	0.177		48.21
8	439	JONES Jayson	BIZ	15 AUG 1977	1	0.168		51.60

SEMIFINAL 3 Start Time: 16:59

Rk	Bib	Name	NOC Code	Date of Birth	Lane	Reaction Time	Fn	Result
1	423	BROWN Christopher Devon	BAH	15 OCT 1978	7	0.199		45.92 Q
2	549	RUIZ Noel	CUB	18 JAN 1987	2	0.296		45.98 Q
3	627	MASON Michael	JAM	26 APR 1987	8	0.177		46.09
4	757	SCOTT Joshua	USA	3 SEP 1985	6	0.235		46.09
5	776	LONGART Omar	VEN	21 SEP 1985	3	0.205		46.50
6	579	FUJIWARA Takeshi Salvador	ESA	5 AUG 1985	5	0.225		46.92
7	676	STANLEY Augusto José	PAR	3 AUG 1987	4	0.203		47.52

Qualification: First 2 in each heat (Q) and the next 2 fastest (q) advance to the Final

Weather conditions at the beginning of the 1st heat

Temperature: 2°C Humidity: 25% Conditions: Sunny

Legend:

Fn	False start	PB	Personal Best	Q	Qualified by place	q	Qualified by time
Rk	Rank	SB	Season Best				



RESULTADOS

RESULTS

WORLD RECORD	43.18	JOHNSON Michael	USA	Seville (ESP)	26 AUG 1999
PAN AMERICAN GAMES RECORD	44.45	RAY Ronald	USA	Ciudad de México (MEX)	18 OCT 1975

Rk	Bib	Name	NOC Code	Date of Birth	Lane	Reaction Time	Fn	Result
1	519	BRENES CARDENAS Nery	CRC	25 SEP 1985	1	0.194		44.65 PB
2	564	SANTOS AQUINO Luguelin	DOM	12 NOV 1993	6	0.263		44.71 PB
3	427	MILLER Ramon Samuel	BAH	17 FEB 1987	5	0.209		45.01 SB
4	529	COLLAZO Williams	CUB	31 AUG 1986	4	0.161		45.33
5	549	RUIZ Noel	CUB	18 JAN 1987	7	0.363		45.69
6	561	PEGUERO Arismendy	DOM	2 AUG 1980	2	0.216		45.72
7	423	BROWN Christopher Devon	BAH	15 OCT 1978	3	0.162		45.89
8	458	HENRIQUES Anderson	BRA	3 MAR 1992	8	0.190		45.92

Weather conditions

Temperature: 25°C

Humidity: 16%

Conditions: Sunny

Legend:

Fn False start **PB** Personal Best **Rk** Rank **SB** Season Best



RESULTADOS

RESULTS

WORLD RECORD	1:41.01	RUDISHA David	KEN Rieti (ITA)	29 AUG 2010
PAN AMERICAN GAMES RECORD	1:44.58	LOPEZ Yelmer	CUB Rio de Janeiro (BRA)	28 JUL 2007

SEMIFINAL 1 Start Time: 16:45

Rk	Bib	Name	NOC Code	Date of Birth	Lane	Result
1	534	GONZALEZ Andy	CUB	17 OCT 1987	7	1:48.21 Q
2	764	WIECZOREK Mark Andrew	USA	25 DEC 1984	1	1:48.32 Q
3	464	PAES Lutimar	BRA	14 DEC 1988	2	1:48.37 Q
4	515	RODRIGUEZ Rafhit	COL	1 JUN 1989	6	1:48.41 q
5	600	JOSEPH Moise	HAI	27 DEC 1981	5	1:49.12 q
6	774	HERRERA Nico	VEN	18 JUL 1974	4	1:49.29
7	650	ESPARZA Jose Juan	MEX	26 AUG 1990	8	1:50.65
8	486	RANKIN Jon Byron	CAY	9 FEB 1982	3	2:21.36
Intermediate Times:		400m	53.36	650	ESPARZA Jose Juan (MEX)	

SEMIFINAL 2 Start Time: 16:52

Rk	Bib	Name	NOC Code	Date of Birth	Lane	Result
1	748	MULDER Tyler Dean	USA	15 FEB 1987	7	1:49.65 Q
2	452	DAVIDE Kleberson	BRA	20 JUL 1985	6	1:49.65 Q
3	525	ACEA Raidel	CUB	31 OCT 1990	2	1:50.04 Q
4	712	JAMES Jamaal	TRI	9 APR 1988	1	1:50.14
5	592	PELICO Jenner Manrique	GUA	28 MAY 1985	5	1:51.12
6	420	VEGA Juan Sebastian	ARG	2 MAR 1991	3	1:52.60
7	674	CORTEZ Edgard Alejandro	NCA	8 OCT 1989	8	1:59.02
	783	VILLANUEVA Eduar	VEN	18 JUL 1974	4	DNS
Intermediate Times:		400m	54.83	452	DAVIDE Kleberson (BRA)	

Qualification: First 3 in each heat (Q) and the next 2 fastest (q) advance to the Final

Weather conditions at the beginning of the 1st heat

Temperature: 21°C Humidity: 49% Conditions: Sunny

Legend:

DNS Did not Start **q** Qualified by time **Q** Qualified by place **RK** Rank



RESULTADOS

RESULTS

WORLD RECORD	1:41.01	RUDISHA David	KEN	Rieti (ITA)	29 AUG 2010
PAN AMERICAN GAMES RECORD	1:44.58	LOPEZ Yelmer	CUB	Rio de Janeiro (BRA)	28 JUL 2007

Rk	Bib	Name	NOC Code	Date of Birth	Lane	Result	
1	534	GONZALEZ Andy	CUB	17 OCT 1987	8	1:45.58	SB
2	452	DAVIDE Kleberson	BRA	20 JUL 1985	3	1:45.75	
3	525	ACEA Raidel	CUB	31 OCT 1990	7	1:46.23	
4	748	MULDER Tyler Dean	USA	15 FEB 1987	4	1:46.46	
5	764	WIECZOREK Mark Andrew	USA	25 DEC 1984	2	1:47.75	
6	464	PAES Lutimar	BRA	14 DEC 1988	6	1:47.76	
7	486	RANKIN Jon Byron	CAY	9 FEB 1982	1	1:52.72	
8	600	JOSEPH Moise	HAI	27 DEC 1981	1	1:54.88	
9	515	RODRIGUEZ Rafhit	COL	1 JUN 1989	5	1:58.27	

Intermediate Times: 400m 51.51 452 DAVIDE Kleberson (BRA)

Legend:

Rk Rank SB Season Best



RESULTADOS

RESULTS

WORLD RECORD	3:26.00	EL GUERROUJ Hicham	MAR Rome (ITA)	14 JUL 1998
PAN AMERICAN GAMES RECORD	3:36.32	SOUZA Hudson	BRA Rio de Janeiro (BRA)	25 JUL 2007

Rk	Bib	Name	NOC Code	Date of Birth	Order	Result
1	463	OLIVEIRA Leandro	BRA	2 FEB 1982	12	3:53.44
2	573	PIEDRA Byron Efren	ECU	19 AUG 1982	14	3:53.45
3	783	VILLANUEVA Eduar	VEN	18 JUL 1974	1	3:54.06
4	486	RANKIN Jon Byron	CAY	9 FEB 1982	3	3:54.79
5	722	ACOSTA Andrew	USA	13 APR 1988	10	3:55.27
6	408	CARRIQUEO Javier	ARG	29 MAY 1979	8	3:55.52
7	774	HERRERA Nico	VEN	18 JUL 1974	13	3:56.30
8	494	LOPEZ Ivan Guido	CHI	10 MAR 1990	7	3:56.53
9	702	VAZQUEZ Samuel Alexis	PUR	3 MAY 1984	2	3:56.65
10	492	ENCINA Leslie Rigoberto	CHI	2 JAN 1982	5	3:56.69
11	650	ESPARZA Jose Juan	MEX	26 AUG 1990	11	3:56.94
12	644	BORREGO Diego Alberto	MEX	9 JAN 1988	4	4:00.03
13	406	BRUNO Federico	ARG	18 JUN 1993	6	4:01.09
14	741	LEER William Joseph	USA	15 APR 1985	9	4:04.13
Intermediate Times:						
		400m	1:06.98	722	ACOSTA Andrew (USA)	
		800m	2:15.00	783	VILLANUEVA Eduar (VEN)	
		1200m	3:13.84	573	PIEDRA Byron Efren (ECU)	

Legend:

Rk Rank



RESULTADOS

RESULTS

WORLD RECORD	12:37.35	BEKELE Kenenisa	ETH Hengelo (NED)	31 MAY 2004
PAN AMERICAN GAMES RECORD	13:25.60	MORAN Ed	USA Rio de Janeiro (BRA)	23 JUL 2007

Rk	Bib	Name	NOC Code	Date of Birth	Order	Result	
1	643	BARRIOS Juan Luis	MEX	24 JUN 1983	6	14:13.77	
2	573	PIEDRA Byron Efren	ECU	19 AUG 1982	9	14:15.74	
3	470	SILVA Joilson	BRA	29 AUG 1987	10	14:16.11	
4	666	ROMERO Juan Carlos	MEX	15 DEC 1977	8	14:16.13	PB
5	724	BETHKE Brandon Cole	USA	19 JAN 1987	2	14:17.31	
6	503	GONZALEZ Jose Mauricio	COL	14 OCT 1988	3	14:19.43	
7	505	GUARIN Javier Alexander	COL	4 MAY 1979	15	14:20.15	
8	735	FURST Stephen Joseph	USA	16 AUG 1985	1	14:21.94	
9	679	CUSI Jhon	PER	18 JAN 1985	13	14:28.31	
10	681	MACHAHUAY Raul Cesar	PER	18 FEB 1983	7	14:43.05	
11	404	BARZOLA Miguel	ARG	14 MAY 1982	12	14:44.23	
12	777	ORTA Luis	VEN	15 JAN 1989	5	14:59.00	
13	595	RAXON Jose Carlos	GUA	5 NOV 1981	14	14:59.78	
14	719	DE LOS SANTOS Ubaldo Alexander	URU	22 SEP 1985	11	15:23.87	
15	431	WILLIAMS Oneil	BAH	2 FEB 1983	4	18:01.55	

Intermediate Times:	1000m	2:57.30	666	ROMERO Juan Carlos (MEX)
	2000m	5:53.87	595	RAXON Jose Carlos (GUA)
	3000m	8:47.36	679	CUSI Jhon (PER)
	4000m	11:39.80	503	GONZALEZ Jose Mauricio (COL)

Weather conditions

Temperature: 27°C

Humidity: 17%

Conditions: Sunny

Legend:

PB Personal Best **Rk** Rank



RESULTADOS

RESULTS

WORLD RECORD	26:17.53	BEKELE Kenenisa	ETH	Brussels (BEL)	26 AUG 2005
PAN AMERICAN GAMES RECORD	28:08.74	GALVAN Jose David	MEX	Rio de Janeiro (BRA)	27 JUL 2007

Rk	Bib	Name	NOC Code	Date of Birth	Order	Result
1	468	SANTOS Marilson	BRA	6 AUG 1977	4	29:00.64
2	666	ROMERO Juan Carlos	MEX	15 DEC 1977	9	29:41.00
3	455	DOS SANTOS Giovanni	BRA	1 JUL 1981	6	29:51.71
4	759	STRANG III James Maynard	USA	7 DEC 1984	12	29:51.93
5	762	VAIL Ryan Patrick	USA	19 MAR 1986	13	29:52.04
6	404	BARZOLA Miguel	ARG	14 MAY 1982	2	30:12.82
7	681	MACHAHUAY Raul Cesar	PER	18 FEB 1983	1	30:55.05
8	517	TELLO John Deivis	COL	4 MAY 1986	11	31:04.32
9	662	PEREZ Julio Cesar	MEX	26 MAY 1982	3	31:48.49
10	593	PIRIR Santos	GUA	11 AUG 1975	7	32:30.64
	679	CUSI Jhon	PER	18 JAN 1985	5	DNF
	505	GUARIN Javier Alexander	COL	4 MAY 1979	8	DNF
	573	PIEDRA Byron Efren	ECU	19 AUG 1982	10	DNF
Intermediate Times:						
	1000m	2:55.04	455	DOS SANTOS Giovanni (BRA)		
	2000m	5:44.36	468	SANTOS Marilson (BRA)		
	3000m	8:32.55	468	SANTOS Marilson (BRA)		
	4000m	11:26.35	468	SANTOS Marilson (BRA)		
	5000m	14:14.43	468	SANTOS Marilson (BRA)		
	6000m	17:09.41	468	SANTOS Marilson (BRA)		
	7000m	20:05.61	468	SANTOS Marilson (BRA)		
	8000m	23:03.81	468	SANTOS Marilson (BRA)		
	9000m	26:03.70	468	SANTOS Marilson (BRA)		

Weather conditions

Temperature: 21°C

Humidity: 49%

Conditions: Sunny

Legend:

DNF Did not Finish **Rk** Rank



RESULTADOS DETALLADOS

DETAILED RESULTS

WORLD RECORD	2:03:38	MAKAU Patrick	KEN	Berlin (GER)	25 SEP 2011
PAN AMERICAN GAMES RECORD	2:12:43	GONZALEZ Jorge	PUR	Caracas (VEN)	28 AUG 1983

Rk	Bib	Name	NOC Code	Date of Birth	Result				Time Behind
					10km	20km	30km	40km	
1	471	SILVA Solonei	BRA	18 APR 1982	2:16:37				
					32:37 (10)	1:05:04 (1) 32:27	1:36:28 (1) 31:23	2:08:55 (1) 32:26	7:42
2	501	COLORADO Diego Alberto	COL	31 AUG 1973	2:17:13				0:35 PB
					32:36 (7)	1:05:06 (5) 32:29	1:37:44 (2) 32:37	2:09:58 (2) 32:14	7:14
3	500	CARDONA Juan Carlos	COL	7 SEP 1974	2:18:20				1:42
					32:36 (6)	1:05:07 (8) 32:30	1:37:44 (3) 32:37	2:10:44 (3) 33:00	7:35
4	698	RIVERA Luis	PUR	29 MAR 1973	2:19:06				2:28 SB
					32:44 (11)	1:05:05 (2) 32:20	1:37:44 (5) 32:39	2:11:16 (4) 33:31	7:50
5	590	GARCIA Jose Amado	GUA	13 SEP 1977	2:20:27				3:50 SB
					32:36 (5)	1:05:06 (4) 32:29	1:37:44 (4) 32:38	2:12:18 (5) 34:33	8:09
6	647	CORDERO Carlos	MEX	7 JAN 1977	2:20:49				4:11
					32:36 (3)	1:05:05 (3) 32:29	1:37:44 (7) 32:38	2:12:57 (6) 35:12	7:52
7	680	LEON Constantino	PER	12 APR 1974	2:21:18				4:40
					32:37 (8)	1:05:06 (6) 32:29	1:37:44 (6) 32:37	2:13:03 (7) 35:18	8:14
8	753	RIZZO Patrick Joseph	USA	25 JUL 1983	2:21:58				5:21
					33:11 (17)	1:06:28 (13) 33:17	1:40:11 (12) 33:42	2:14:23 (8) 34:12	7:35
9	451	DA SILVA Jean	BRA	12 MAY 1982	2:22:41				6:04
					32:36 (1)	1:05:16 (9) 32:40	1:39:17 (8) 34:00	2:14:43 (9) 35:26	7:57
10	657	LUNA Tomas	MEX	3 SEP 1975	2:23:47				7:09
					32:36 (2)	1:05:16 (9) 32:40	1:39:39 (9) 34:22	2:15:43 (10) 36:04	8:04
11	585	AREVALO Alfredo	GUA	20 FEB 1976	2:25:53				9:16
					32:36 (4)	1:05:07 (7) 32:30	1:39:53 (10) 34:46	2:17:49 (11) 37:56	8:04
12	684	PACHECO Raul Manuel	PER	26 APR 1979	2:27:39				11:01
					32:37 (9)	1:05:31 (11) 32:53	1:41:18 (13) 35:47	2:19:16 (12) 37:58	8:23
13	577	TENORIO Franklin Bolivar	ECU	30 JUN 1969	2:28:25				11:47
					33:03 (13)	1:07:49 (17) 34:46	1:44:05 (17) 36:15	2:20:23 (13) 36:18	8:01
14	444	LUCAS Ausberto	BOL	9 FEB 1983	2:31:30				14:52
					33:08 (15)	1:07:06 (15) 33:57	1:43:04 (15) 35:58	2:23:09 (15) 40:04	8:21
15	537	JAEN Henry	CUB	25 DEC 1976	2:31:30				14:52
					33:06 (14)	1:07:01 (14) 33:54	1:42:45 (14) 35:44	2:22:14 (14) 39:29	9:15



RESULTADOS DETALLADOS

DETAILED RESULTS

WORLD RECORD	2:03:38	MAKAU Patrick	KEN Berlin (GER)	25 SEP 2011
PAN AMERICAN GAMES RECORD	2:12:43	GONZALEZ Jorge	PUR Caracas (VEN)	28 AUG 1983

Rk	Bib	Name	NOC Code	Date of Birth	Result				Time Behind
					10km	20km	30km	40km	
16	442	ADUVIRI Franklin	BOL	15 JUL 1984	2:33:49				17:11
					33:08 (16)	1:07:12 (16)	1:43:56 (16)	2:24:50 (16)	
17	673	CASTRO Dimas Alberto	NCA	23 MAR 1988	2:47:25				30:47
					35:35 (21)	1:14:29 (20)	1:55:42 (19)	2:38:25 (17)	
18	781	SANCHEZ Larryn	VEN	18 JUL 1974	2:50:20				33:42
					34:25 (18)	1:11:55 (18)	1:54:53 (18)	2:39:58 (18)	
19	582	SANCHEZ Williams Alexander	ESA	11 FEB 1983	3:07:25				50:47
					35:12 (20)	1:12:23 (19)	1:55:47 (20)	2:56:41 (19)	
732		EGGLESTON Jeffrey David	USA	1 OCT 1984	DNF				
					32:59 (12)	1:06:05 (12)	1:39:59 (11)		
522		LORIA SOLANO Johnny	CRC	22 JUL 1974	DNF				
					34:34 (19)				

Legend:	DNF Did not Finish	PB Personal Best	Rk Rank	SB Season Best
----------------	---------------------------	-------------------------	----------------	-----------------------



RESULTADOS

RESULTS

WORLD RECORD	7:53.63	SHAHEEN Saif Saaeed	QAT	Brussels (BEL)	3 SEP 2004
PAN AMERICAN GAMES RECORD	8:14.41	do PRADO MOURA Wander	BRA	Mar del Plata (ARG)	22 MAR 1995

Rk	Bib	Name	NOC Code	Date of Birth	Order	Result
1	779	PEÑA Jose	VEN	12 JAN 1987	3	8:48.19
2	472	SOUZA Hudson	BRA	25 FEB 1977	10	8:48.75
3	550	SANCHEZ Jose Alberto	CUB	26 NOV 1986	4	8:49.75
4	728	COWART Donald Ray	USA	24 OCT 1985	1	8:49.97
5	771	BLANCO Marvin	VEN	16 MAY 1988	5	8:50.85
6	755	SCOTT Derek	USA	7 NOV 1985	13	8:55.03
7	677	BAZAN Mario Alfonso	PER	1 SEP 1987	7	8:56.31
8	642	BAÑALES Jose Rafael	MEX	31 JAN 1989	6	9:02.78
9	499	YAÑEZ Enzo Diego	CHI	13 SEP 1985	9	9:07.63
10	418	MASTROMARINO Mariano	ARG	15 SEP 1982	2	9:09.42
	572	PATIÑO Cristian Andres	ECU	22 FEB 1984	12	DNF
	548	RODRIGUEZ Yosvany	CUB	8 FEB 1992	11	DNF
	692	GREAUX Alexander	PUR	22 SEP 1977	8	DNS

Weather conditions

Temperature: 26°C

Humidity: 39%

Conditions: Sunny

Legend:

DNF Did not Finish **DNS** Did not Start **Rk** Rank



RESULTADOS

RESULTS

WORLD RECORD	12.87 ROBLES Dayron	CUB Ostrava (CZE)	12 JUN 2008
PAN AMERICAN GAMES RECORD	13.17 GARCIA Anier	CUB Winnipeg (CAN)	30 JUL 1999

SEMIFINAL 1 Start Time: 14:00

Wind: +0.6 m/s

Rk	Bib	Name	NOC Code	Date of Birth	Lane	Reaction Time	Fn	Result
1	545	ORTEGA Orlando	CUB	29 JUL 1991	8	0.160		13.33 Q
2	518	VILLAR Paulo Cesar	COL	28 JUL 1978	6	0.154		13.39 Q SB
3	752	PORTER Jeffrey Issac	USA	27 NOV 1985	1	0.159		13.47 Q
4	694	LLANOS Enrique	PUR	5 JUL 1980	4	0.147		13.70 q
5	562	RAFAEL JORGE Carlos	DOM	24 SEP 1985	2	0.191		13.80
6	625	KEDDO Eric	JAM	7 JAN 1984	5	0.219		13.83
7	576	TAMAYO Jhon Daniel	ECU	29 SEP 1983	3	0.183		14.22
8	682	MC FARLANE Javier Arturo	PER	21 OCT 1991	7	0.159		14.30

SEMIFINAL 2 Start Time: 14:07

Wind: +1.8 m/s

Rk	Bib	Name	NOC Code	Date of Birth	Lane	Reaction Time	Fn	Result
1	547	ROBLES Dayron	CUB	19 NOV 1986	4	0.157		13.22 Q
2	723	BERGER Dominic Mikel	USA	19 MAY 1986	8	0.153		13.62 Q
3	459	INOCENCIO Matheus	BRA	17 MAY 1981	7	0.136		13.67 Q
4	689	COTTO Hector	PUR	8 AUG 1984	6	0.129		13.69 q
5	683	MC FARLANE Jorge Armando	PER	20 FEB 1988	5	0.166		13.72 PB
6	606	BENNETT Ronald	HON	11 OCT 1984	3	0.214		13.81 PB
7	602	JULMIS Jeffrey	HAI	8 AUG 1982	2	0.164		13.87
8	581	PALMA Renan Alejandro	ESA	13 OCT 1990	1	0.139		14.19 PB

Qualification: First 3 in each heat (Q) and the next 2 fastest (q) advance to the Final

Weather conditions at the beginning of the 1st heat

Temperature: 21°C Humidity: 49% Conditions: Sunny

Legend:

Fn	False start	PB	Personal Best	Q	Qualified by place	q	Qualified by time
Rk	Rank	SB	Season Best				



RESULTADOS

RESULTS

WORLD RECORD	12.87 ROBLES Dayron	CUB Ostrava (CZE)	12 JUN 2008
PAN AMERICAN GAMES RECORD	13.17 GARCIA Anier	CUB Winnipeg (CAN)	30 JUL 1999

Wind: +1.6 m/s

Rk	Bib	Name	NOC Code	Date of Birth	Lane	Reaction Time	Fn	Result
1	547	ROBLES Dayron	CUB	19 NOV 1986	4	0.153		13.10 PR
2	518	VILLAR Paulo Cesar	COL	28 JUL 1978	5	0.155		13.27 PB
3	545	ORTEGA Orlando	CUB	29 JUL 1991	6	0.155		13.30
4	752	PORTER Jeffrey Issac	USA	27 NOV 1985	8	0.151		13.45
5	689	COTTO Hector	PUR	8 AUG 1984	1	0.107		13.49 PB
6	694	LLANOS Enrique	PUR	5 JUL 1980	2	0.119		13.52 PB
7	723	BERGER Dominic Mikel	USA	19 MAY 1986	3	0.147		13.65
8	459	INOCENCIO Matheus	BRA	17 MAY 1981	7	0.131		13.76

Legend:

Fn False start **PB** Personal Best **PR** Pan American Record **RK** Rank



RESULTADOS

RESULTS

WORLD RECORD	46.78	YOUNG Kevin	USA	Barcelona (ESP)	6 AUG 1992
PAN AMERICAN GAMES RECORD	48.19	SANCHEZ Felix	DOM	Santo Domingo (DOM)	6 AUG 2003

SEMIFINAL 1 Start Time: 15:35

Rk	Bib	Name	NOC Code	Date of Birth	Lane	Reaction Time	Fn	Result
1	630	PHILLIPS Isa	JAM	22 APR 1984	5	0.250		49.62 Q
2	714	MAYERS Emanuel	TRI	9 MAR 1989	4	0.183		49.86 Q PB
3	746	MOORE Lee Ellis	USA	20 DEC 1988	2	0.204		50.58 q
4	671	STENNER Juan	MEX	26 MAY 1992	8	0.173		50.87 PB
5	599	BEAUVAIS Alie	HAI	1 MAY 1988	3	0.155		51.67
6	566	CHALA Emerson Alejandro	ECU	2 AUG 1991	6	0.184		53.53
	586	AYALA Allan Guillermo	GUA	7 JUL 1986	7	0.235		DNF

SEMIFINAL 2 Start Time: 15:43

Rk	Bib	Name	NOC Code	Date of Birth	Lane	Reaction Time	Fn	Result
1	473	SUGIMATI Mahau	BRA	13 NOV 1984	8	0.237		50.20 Q
2	563	SANCHEZ MARCELO Felix	DOM	30 AUG 1977	3	0.204		50.22 Q
3	744	MCCOY Reuben Isaiah	USA	16 MAR 1986	7	0.289		50.60 q
4	686	ALEJANDRO Erick	PUR	15 APR 1986	6	0.187		51.28
5	553	VALLE Amaurys Raul	CUB	18 JAN 1990	4	0.123		51.29
6	646	CEBALLOS Jose Luis	MEX	27 FEB 1987	5	0.261		51.33 PB

SEMIFINAL 3 Start Time: 15:51

Rk	Bib	Name	NOC Code	Date of Birth	Lane	Reaction Time	Fn	Result
1	528	CISNEROS Omar	CUB	19 NOV 1989	5	0.241		48.99 Q SB
2	560	CUEVAS PEREZ Winder Bolivar	DOM	1 AUG 1988	7	0.162		50.12 Q SB
3	782	SOLARTE Victor	VEN	6 NOV 1986	6	0.210		51.31
4	440	MEDWOOD Kenneth	BIZ	14 DEC 1987	8	0.239		51.90
5	482	HINES Junior	CAY	25 JAN 1989	4	0.183		52.36
	721	SILVA Andres Bayron	URU	27 MAR 1986	3	0.199		DNF

Qualification: First 2 in each heat (Q) and the next 2 fastest (q) advance to the Final

Legend:

DNF	Did not Finish	Fn	False start	PB	Personal Best	Q	Qualified by place
q	Qualified by time	Rk	Rank	SB	Season Best		



RESULTADOS

RESULTS

WORLD RECORD	46.78	YOUNG Kevin	USA	Barcelona (ESP)	6 AUG 1992
PAN AMERICAN GAMES RECORD	48.19	SANCHEZ Felix	DOM	Santo Domingo (DOM)	6 AUG 2003

Rk	Bib	Name	NOC Code	Date of Birth	Lane	Reaction Time	Fn	Result
1	528	CISNEROS Omar	CUB	19 NOV 1989	4	0.232		47.99 PR
2	630	PHILLIPS Isa	JAM	22 APR 1984	5	0.233		48.82
3	563	SANCHEZ MARCELO Felix	DOM	30 AUG 1977	7	0.209		48.85
4	560	CUEVAS PEREZ Winder Bolivar	DOM	1 AUG 1988	8	0.209		49.20 PB
5	473	SUGUIMATI Mahau	BRA	13 NOV 1984	3	0.189		49.61
6	714	MAYERS Emanuel	TRI	9 MAR 1989	6	0.172		50.00
7	744	MCCOY Reuben Isaiah	USA	16 MAR 1986	2	0.268		50.18
8	746	MOORE Lee Ellis	USA	20 DEC 1988	1	0.212		51.10

Weather conditions

Temperature: 21°C

Humidity: 49%

Conditions: Sunny

Legend:

Fn False start **PB** Personal Best **PR** Pan American Record **RK** Rank



RESULTADOS

RESULTS

WORLD RECORD	2.45 SOTOMAYOR Javier	CUB Salamanca (ESP)	27 JUL 1993
PAN AMERICAN GAMES RECORD	2.40 SOTOMAYOR Javier	CUB Mar del Plata (ARG)	25 MAR 1995

Rk	Bib	Name	NOC Code	Date of Birth	1.90	1.95	2.00	2.05	2.10	2.15	2.18	Result
					2.21	2.24	2.26	2.28	2.30	2.32	2.34	
1	430	THOMAS Donald Alexander	BAH	1 JUL 1984	-	-	-	-	-	-	XXO	2.32
					O	XO	O	XO	XO	XO	XXX	
2	569	FERRIN Diego Javier	ECU	22 MAR 1988	-	-	-	-	XXO	O	O	2.30 PB
					XXO	O	XO	O	O	XX-	X	
3	544	MOYA Victor Rafael	CUB	24 OCT 1982	-	-	-	-	-	O	-	2.26
					O	XX-	O	X-	XX			
4	401	GRAYMAN James	ANT	2 OCT 1989	-	-	-	-	O	O	O	2.24
					XXO	O	XX-	X				
5	558	WILLIAMS Brendan	DMA	14 DEC 1987	-	-	-	XO	O	O	O	2.21 PB
					O	XXX						
6	750	NIETO Jamie Earl	USA	2 NOV 1976	-	-	-	-	O	O	O	2.21
					XO	XXX						
7	729	DILLING Jim Michael	USA	23 APR 1985	-	-	-	-	O	O	XXO	2.21
					XO	XXX						
8	665	RIVERA Edgar Alejandro	MEX	13 FEB 1991	-	-	-	O	O	O	O	2.18
					XXX							
9	510	MILLER Wagner	COL	22 JUL 1987	-	-	-	-	XXO	O	O	2.18
					XXX							
10	416	LAYOY Carlos Daniel	ARG	26 JAN 1991	-	-	-	-	O	XO	XXO	2.18
					XXX							
11	434	MURRAY Thorrold	BAR	10 DEC 1989	-	-	-	O	O	XXX		2.10
12	678	CHAVEZ Arturo	PER	12 JAN 1990	-	-	XO	O	XO	XXX		2.10
13	456	DOS SANTOS Rafael	BRA	1 JAN 1911	-	-	-	O	XXO	XXX		2.10
14	578	COLORADO ME	ESA	3 JUN 1992	O	O	XXO	O	XXO	XXX		2.10
15	617	STOUTE Keron	IVB	4 APR 1990	O	XO	XO	O	XXX			2.05
16	604	LOUIS Josue	HAI	9 AUG 1982	-	O	O	XXX				2.00
17	521	LINTON QUESADA Henry	CRC	27 APR 1985	XO	XO	XXX					1.95
	667	ROUCO Jorge Ignacio	MEX	15 NOV 1987	-	-	-	-	XXX			NM
	436	AVILA Linford	BIZ	28 DEC 1992								DNS

Weather conditions

Temperature: 21°C

Humidity: 49%

Conditions: Sunny

Legend:

-	Pass	DNS	Did not Start	NM	No Mark	O	Clearance
PB	Personal Best	RK	Rank	X	Failure		



RESULTADOS

RESULTS

WORLD RECORD	6.14 BUBKA Sergey	UKR Sestriere (ITA)	31 JUL 1994
PAN AMERICAN GAMES RECORD	5.75 MANSON Patrick	USA Mar del Plata (ARG)	18 MAR 1995

Rk	Bib	Name	NOC Code	Date of Birth	4.90	5.05	5.20	5.30	5.40	5.50	5.60	Result	
					5.65	5.70	5.76	5.80					
1	527	BORGES Lazaro Eduardo	CUB	19 JUN 1986	-	-	-	-	O	O	O	5.80	PR
					-	O	XXO	O					
2	756	SCOTT Jeremy Richard	USA	1 MAY 1981	-	-	-	O	XO	XO	O	5.60	
					-	XXX							
3	656	LANARO GA	MEX	27 SEP 1981	-	-	-	O	O	O	XXX	5.50	
4	410	CHIARAVIGLIO German	ARG	16 APR 1987	-	-	XO	-	XO	XO	XXX	5.50	SB
5	469	SILVA Fabio	BRA	4 AUG 1983	-	-	-	O	XO	XXX		5.40	
6	539	LARA Yankier	CUB	1 JAN 1989	-	O	XO	-	XO	XXX		5.40	
7	481	WURSTER A. Jason	CAN	23 SEP 1984	-	-	O	XXX				5.20	
8	660	NEVAREZ Luis Carlos	MEX	18 AUG 1988	O	O	XXX					5.05	
9	405	BENITEZ Ruben Dario	ARG	10 DEC 1990	O	XO	XXX					5.05	
10	622	ENNIS Jabari	JAM	6 NOV 1980	O	XXX						4.90	
	747	MOSSBERG Nick Elliott	USA	5 APR 1986	-	-	XXX					NM	
	639	VALCIN Rick Paul	LCA	25 JAN 1990	XXX							NM	

Legend:

-	Pass	NM	No Mark	O	Clearance	PR	Pan American Record
Rk	Rank	SB	Season Best	X	Failure		



RESULTADOS

RESULTS

WORLD RECORD	8.95 POWELL Mike	USA Tokyo (JPN)	30 AUG 1991
PAN AMERICAN GAMES RECORD	8.75 LEWIS Carl	USA Indianapolis (USA)	16 AUG 1987

Rk	Bib	Name	NOC Code	Date of Birth	1	2	3	Result	Wind
1	495	PINEDA Daniel Antonio	CHI	19 SEP 1985	7.77 +1.8	7.70 -0.6	X	7.77 +1.8	q
2	773	CASTILLO Victor	VEN	21 SEP 1985	7.30 -0.3	7.75 -0.7	-	7.75 -0.7	q
3	687	AMALBERT Marcos	PUR	4 SEP 1988	7.71 +0.7	7.64 -1.6	-	7.71 +0.7	q
4	567	CHILA Hugo Dionicio	ECU	22 JUL 1987	7.51 -0.4	7.31 -3.3	7.63 +0.1	7.63 +0.1	q
5	736	HICKS Jeremy Allyn	USA	19 SEP 1986	X	X	7.53 -1.0	7.53 -1.0	q
6	448	BISPO Rogerio	BRA	16 NOV 1985	7.51 +2.4	7.48 +0.4	7.48 +0.4	7.51 +2.4	
7	664	RIOS Vicente	MEX	5 APR 1983	7.38 +1.4	X	7.42 +1.2	7.42 +1.2	
8	614	HUNT Leon Lerenzo	ISV	17 MAY 1987	7.01 +0.3	7.12 +0.7	7.31 -0.3	7.31 -0.3	
9	531	DIAZ Junior	CUB	28 APR 1987	7.09 +1.1	7.21 -0.2	7.07 +0.5	7.21 -0.2	
10	615	CROAL Jevonte	IVB	25 JUN 1992	X	6.70 +1.2	6.57 +0.8	6.70 +1.2	
11	485	MORGAN Carlos Ernesto	CAY	25 AUG 1986	X	6.65 -2.1	X	6.65 -2.1	

Qualification: Qualifying performance 7.80 (Q) or at least 12 best performers (q) advance to the Final

Starting order	1	2	3	4	5	6	7	8	9	10	11
	736	614	615	495	531	567	448	485	664	773	687

Weather conditions

Temperature: 21°C

Humidity: 28%

Conditions: Sunny

Legend:

- Pass q Qualified by performance Rk Rank X Failure



RESULTADOS

RESULTS

WORLD RECORD	8.95 POWELL Mike	USA Tokyo (JPN)	30 AUG 1991
PAN AMERICAN GAMES RECORD	8.75 LEWIS Carl	USA Indianapolis (USA)	16 AUG 1987

Rk	Bib	Name	NOC Code	Date of Birth	1	2	3	Result	Wind
1	557	REGISTE David	DMA	2 MAY 1988	7.53 +0.5	7.60 +0.9	7.88 +0.2	7.88 Q	+0.2
2	612	FAHIE Collister	ISV	31 AUG 1989	7.87 +0.8	-	-	7.87 Q	+0.8
3	683	MC FARLANE Jorge Armando	PER	20 FEB 1988	7.83 +0.5	-	-	7.83 Q	+0.5
4	720	LASA Emiliano	URU	25 JAN 1990	7.81 +0.4	-	-	7.81 Q PB	+0.4
5	422	BASTIAN Rudon	BAH	13 JAN 1987	7.55 +0.1	7.69 -0.3	7.73 -0.3	7.73 q SB	-0.3
6	733	FLIMMONS Randall Derell	USA	31 DEC 1984	7.69 0.0	7.67 +0.8	7.52 -1.7	7.69 q	0.0
7	484	MORGAN Carl Ernest	CAY	25 AUG 1986	7.52 0.0	7.54 -2.4	7.42 -0.4	7.54 q	-2.4
8	628	MCGREGOR Herbert	JAM	13 SEP 1981	7.46 -0.9	7.06 +0.7	7.24 -1.7	7.46	-0.9
9	437	BRACKETT Kenneth	BIZ	24 DEC 1992	6.61 +0.9	7.32 0.0	X	7.32 PB	0.0
10	607	CAMPBELL Kessel	HON	8 NOV 1987	X	7.29 +0.1	X	7.29	+0.1
11	653	HERNANDEZ Miguel Enrique	MEX	1 SEP 1989	X	7.16 -2.2	7.23 +0.9	7.23	+0.9

Qualification: Qualifying performance 7.80 (Q) or at least 12 best performers (q) advance to the Final

Starting order	1	2	3	4	5	6	7	8	9	10	11
	628	733	612	607	422	557	683	720	484	653	437

Weather conditions

Temperature: 21°C

Humidity: 28%

Conditions: Sunny

Legend:	-	Pass	PB	Personal Best	Q	Qualified by standard	q	Qualified by performance
Rk	-	Rank	SB	Season Best	X	Failure		



RESULTADOS

RESULTS

WORLD RECORD	18.29 EDWARDS Jonathan	GBR Gothenburg (SWE)	7 AUG 1995
PAN AMERICAN GAMES RECORD	17.89 de OLIVEIRA Joao Carlos	BRA Ciudad de México (MEX)	15 OCT 1975

Rk	Bib	Name	NOC Code	Date of Birth	1	2	3	4	5	6	Result	Wind
1	530	COPELLO Alexis	CUB	12 AUG 1985	17.21 -1.3	X +2.2	16.44	-	14.98 -0.3	-	17.21	-1.3
2	526	BETANZOS Yoandris	CUB	15 FEB 1982	X	15.59 -0.8	16.11 +1.1	X	16.36 -1.4	16.54 +0.4	16.54	+0.4
3	466	SABINO Jefferson	BRA	4 NOV 1982	16.29 +0.5	X +1.6	16.51	X	X	X	16.51	+1.6
4	411	DIAZ MA	ARG	15 NOV 1988	16.47 -0.1	16.18 -1.7	16.08 +0.4	X	16.03 +1.2	15.70 +0.9	16.47	-0.1
5	603	LAINÉ Samyr	HAI	17 JUL 1984	16.39 +1.4	15.86 +0.3	X	15.83 -0.8	X	16.08 +0.6	16.39	+1.4
6	727	CARTER CM	USA	11 MAR 1989	16.21 +0.9	X	15.63 -2.8	15.81 -1.3	X	16.08 -0.2	16.21	+0.9
7	641	ALVAREZ Alberto	MEX	8 MAR 1991	X	15.72 -0.2	15.96 -1.7	16.05 -1.7	16.20 -0.7	16.15 -2.2	16.20 PB	-0.7
8	761	THOMAS ZR	USA	21 APR 1988	16.14 +0.2	X	15.79 -0.4	15.86 -1.6	16.15 +0.3	16.19 -0.3	16.19	-0.3
9	613	HALIM MTA	ISV	26 OCT 1986	15.94 -0.5	15.92 +1.1	15.63 -0.3				15.94	-0.5
10	645	CADENAS Jair David	MEX	12 DEC 1987	X	15.72 +0.8	15.59 +2.1				15.72	+0.8

Starting order	1	2	3	4	5	6	7	8	9	10
Initial	530	613	411	603	727	641	526	645	761	466
4th and 5th attempts	641	526	761	727	603	411	466	530		
6th attempt	761	641	727	526	603	411	466	530		

Weather conditions

Temperature: 21°C

Humidity: 49%

Conditions: Sunny

Legend:

- Pass **PB** Personal Best **Rk** Rank **X** Failure



RESULTADOS

RESULTS

WORLD RECORD	23.12 BARNES Randy	USA Westwood (USA)	20 MAY 1990
PAN AMERICAN GAMES RECORD	20.95 HOFFA Reese	USA Santo Domingo (DOM)	5 AUG 2003

Rk	Bib	Name	NOC Code	Date of Birth	1	2	3	4	5	6	Result
1	476	ARMSTRONG Dylan	CAN	15 JAN 1981	20.48	20.72	20.72	X	21.30	X	21.30 PR
2	554	VELIZ Carlos	CUB	12 AUG 1987	19.99	19.91	20.09	20.59	20.76	20.42	20.76
3	415	LAURO German Lujan	ARG	2 APR 1984	X	19.40	19.54	X	20.33	20.41	20.41 SB
4	668	SAENZ SC	MEX	23 AUG 1990	19.54	18.96	19.09	19.05	X	X	19.54
5	512	MORENO Edder Cesar	COL	4 FEB 1989	18.93	X	19.40	19.47	19.48	19.35	19.48 PB
6	726	BRYANT Noah Jacob	USA	11 MAY 1984	X	X	19.23	X	X	X	19.23
7	546	PROENZA Reinaldo	CUB	20 NOV 1984	19.06	19.00	19.04	18.80	19.05	19.19	19.19 SB
8	766	WINGER Russell Adam	USA	2 AUG 1984	19.11	18.85	18.73	X	X	X	19.11
9	460	JULIAO Ronald	BRA	16 JUN 1985	17.94	X	X				17.94
10	685	PUTMAN Michael Kevin	PER	7 MAR 1989	17.74	X	X				17.74
11	417	MARTINA Nicolas	ARG	16 AUG 1989	X	17.33	17.29				17.33
12	443	GONZALES Aldo	BOL	5 SEP 1984	17.06	17.05	X				17.06
	631	RICHARDS Odayne	JAM	14 DEC 1988							DNS

Starting order	1	2	3	4	5	6	7	8	9	10	11	12	13
Initial	766	554	668	476	415	460	417	685	546	512	726	443	631
4th and 5th attempts	546	766	726	512	668	415	554	476					
6th attempt	546	766	726	512	668	415	554	476					

Weather conditions

Temperature: 2°C

Humidity: 25%

Conditions: Sunny

Legend:

DNS	Did not Start	PB	Personal Best	PR	Pan American Record	Rk	Rank
SB	Season Best	X	Failure				



RESULTADOS

RESULTS

WORLD RECORD	74.08	SCHULT Jurgen	GDR Neubrandenburg (GER)	6 JUN 1986
PAN AMERICAN GAMES RECORD	67.32	DELIS Luis Mariano	CUB Caracas (VEN)	25 AUG 1983

Rk	Bib	Name	NOC Code	Date of Birth	1	2	3	4	5	6	Result
1	532	FERNANDEZ Jorge Yadian	CUB	2 OCT 1987	62.14	60.80	65.58	64.46	X	X	65.58
2	754	ROME Jarred Daniel	USA	21 DEC 1976	X	60.98	61.71	X	X	X	61.71
3	460	JULIAO Ronald	BRA	16 JUN 1985	55.50	58.32	61.56	61.70	60.84	59.24	61.70
4	540	LASTRE Yunio	CUB	26 OCT 1981	59.72	59.87	X	61.07	60.37	58.59	61.07
5	767	YOUNG Jason Edwin	USA	27 MAY 1981	58.32	59.43	60.08	60.54	59.78	60.91	60.91
6	648	COTA Mario	MEX	11 SEP 1990	58.38	59.30	X	X	58.58	X	59.30
7	629	MORGAN Jason	JAM	10 JUN 1982	55.20	58.91	55.74	58.01	X	X	58.91
8	778	PAREJO Jesus	VEN	10 MAR 1981	53.92	55.35	54.13	X	54.27	54.70	55.35
9	685	PUTMAN Michael Kevin	PER	7 MAR 1989	52.62	49.60	51.35				52.62
10	403	BALLIENGO JE	ARG	5 JAN 1978	51.41	X	51.93				51.93
11	718	CASANOVA RD	URU	13 SEP 1981	X	48.62	X				48.62
12	700	ROMERO Alfredo	PUR	5 MAR 1972	43.63	47.97	46.96				47.97
	631	RICHARDS Odayne	JAM	14 DEC 1988							DNS
	717	WILSON Quincy	TRI	3 APR 1991							DNS

Starting order	1	2	3	4	5	6	7	8	9	10	11	12	13	14
Initial	778	718	403	700	754	532	631	767	717	460	685	629	540	648
4th and 5th attempts	778	629	648	540	767	460	754	532						
6th attempt	778	629	648	767	540	460	754	532						

Weather conditions

Temperature: 27°C

Humidity: 17%

Conditions: Sunny

Legend:

DNS Did not Start **Rk** Rank **X** Failure



RESULTADOS

RESULTS

WORLD RECORD	86.74	SEDYKH Yuriy	URS Stuttgart (GER)	30 AUG 1986
PAN AMERICAN GAMES RECORD	79.61	DEAL Lance	USA Winnipeg (CAN)	27 JUL 1999

Rk	Bib	Name	NOC Code	Date of Birth	1	2	3	4	5	6	Result
1	739	JOHNSON Kibwe Rasheid	USA	17 JUL 1981	73.87	77.24	76.56	76.82	79.63	77.19	79.63 PR
2	742	MAI Michael Robert	USA	27 SEP 1977	68.61	70.62	68.95	70.44	72.71	68.92	72.71
3	555	VICET Noleysis	CUB	6 FEB 1981	69.68	70.68	72.57	71.56	72.02	72.03	72.57
4	454	DOMINGOS Wagner	BRA	26 MAR 1983	X	67.97	70.16	X	68.79	69.08	70.16
5	538	JANET Roberto	CUB	29 AUG 1986	X	69.46	66.62	X	X	X	69.46
6	409	CERRA Juan Ignacio	ARG	26 OCT 1976	X	65.16	65.08	66.26	66.80	66.37	66.80
7	523	SAWYERS FURTADO R	CRC	17 OCT 1986	X	65.09	X	X	X	64.91	65.09
8	770	BELLO Aldo	VEN	23 MAY 1975	X	60.54	62.50	63.46	62.55	62.22	63.46 SB
9	588	BERRIOS Diego Alejandro	GUA	6 JAN 1984	X	60.82	57.76				60.82
10	649	DEL REAL Diego Alan	MEX	6 MAR 1994	55.16	59.41	X				59.41
11	589	FLORIAN Edgar Rafael	GUA	18 FEB 1988	54.03	58.63	58.92				58.92
12	483	LETTERLOUGH MG	CAY	26 SEP 1985	55.21	57.72	X				57.72

Starting order	1	2	3	4	5	6	7	8	9	10	11	12
Initial	454	588	555	649	523	739	483	409	538	742	770	589
4th and 5th attempts	770	523	409	538	454	742	555	739				
6th attempt	770	523	409	538	454	555	742	739				

Legend:

PR	Pan American Record	Rk	Rank	SB	Season Best	X	Failure
-----------	---------------------	-----------	------	-----------	-------------	----------	---------



RESULTADOS

RESULTS

WORLD RECORD	98.48 ZELEZNY Jan	CZE Jena (GER)	25 MAY 1996
PAN AMERICAN GAMES RECORD	81.72 GONZALEZ Emeterio	CUB Santo Domingo (DOM)	6 AUG 2003

Rk	Bib	Name	NOC Code	Date of Birth	1	2	3	4	5	6	Result
1	542	MARTINEZ Guillermo	CUB	28 JUN 1981	87.20	X	-	-	-	-	87.20 PR
2	737	HOSTETLER Cyrus Dean	USA	8 AUG 1986	77.97	X	75.24	79.20	77.17	82.24	82.24 SB
3	419	TOLEDO Braian Ezequiel	ARG	8 SEP 1993	76.50	79.53	76.12	X	73.54	76.71	79.53 PB
4	734	FUREY Sean Patrick	USA	31 AUG 1982	74.22	72.94	74.83	X	77.05	X	77.05
5	675	FATECHA Victor Abel	PAR	10 MAR 1988	73.02	76.92	X	73.51	74.10	X	76.92 SB
6	462	OLIVEIRA Julio Cesar	BRA	4 FEB 1986	75.61	76.24	73.74	X	70.12	75.03	76.24
7	716	WALCOTT Keshorn	TRI	2 APR 1993	72.92	X	75.77	67.65	-	70.08	75.77 PB
8	658	MENDEZ Juan Jose	MEX	27 APR 1988	74.18	X	66.50	69.39	68.68	X	74.18
9	543	MIRANDA Michel	CUB	26 JUL 1989	73.91	X	X				73.91
10	507	IBARGUEN Arley	COL	4 OCT 1982	72.93	X	72.46				72.93
11	697	ORTIZ Felipe S.	PUR	4 JUN 1988	67.93	67.71	63.23				67.93
12	655	LAGUNES Jose	MEX	30 JUN 1985	62.43	64.59	64.70				64.70
13	432	CUMMINS Justin	BAR	24 DEC 1980	X	64.34	63.91				64.34
14	616	JONES Omar	IVB	7 APR 1988	54.98	60.24	X				60.24
	493	GUERRA Ignacio	CHI	15 SEP 1987	X	X	X				NM

Starting order	1	2	3	4	5	6	7	8	9	10	11	12	13	14
Initial	697	658	737	675	493	616	419	432	716	507	542	543	734	655
4th and 5th attempts	658	734	716	462	675	737	419	542						
6th attempt	658	716	462	675	734	737	419	542						

Starting order	15													
Initial	462													
4th and 5th attempts														
6th attempt														

Weather conditions

Temperature: 26°C

Humidity: 39%

Conditions: Sunny

Legend:	Pass	NM	No Mark	PB	Personal Best	PR	Pan American Record
Rk	Rank	SB	Season Best	X	Failure		



RESULTADOS FINALES

FINAL RESULTS

WORLD DECATHLON RECORD	9026 SEBRLE Roman	CZE Gotzis (AUT)	27 MAY 2001
PAN AMERICAN DECATHLON RECORD	8373 SUAREZ Leonel	CUB Guadalajara (MEX)	25 OCT 2011

Rk	Bib Name	NOC Code	100m	LJ	SP	HJ	400m	110m H	DT	PV	JT	1500m	Points	Points Behind Leader
1	552 SUAREZ Leonel	CUB	11.01 (+1.6) 858(8) 1766(5)	7.39 (+0.1)	14.64 768(4) 2534(4)	2.08 878(1) 3412(2)	49.76 826(8) 4238(2)	14.26 941(5) 5179(2)	45.54 778(3) 5957(2)	4.80 849(2) 6806(2)	72.19 923(1) 7729(1)	4:45.78 644(4)	8373	PR
2	634 SMITH Maurice	JAM	10.86 (+1.6) 892(7) 1792(4)	7.36 (-2.3)	17.35 935(1) 2727(1)	1.99 794(5) 3521(1)	49.26 849(5) 4370(1)	14.20 949(1) 5319(1)	48.79 845(1) 6164(1)	4.40 731(5) 6895(1)	59.57 731(3) 7626(2)	4:55.18 588(8)	8214	159 PB
3	533 GARCIA Yordani	CUB	10.68 (+1.6) 933(3) 1695(6)	6.78 (-1.0)	14.81 778(3) 2473(6)	2.05 850(3) 3323(4)	48.84 869(4) 4192(4)	14.22 946(3) 5138(3)	40.20 669(10) 5807(4)	4.80 849(3) 6656(4)	63.81 795(2) 7451(3)	4:49.29 623(5)	8074	299
4	490 BARROILHET Gonzalo	CHI	11.06 (+0.5) 847(10) 1673(8)	7.05 (-0.2)	14.21 741(5) 2414(7)	2.05 850(2) 3264(5)	51.08 765(10) 4029(6)	14.23 945(4) 4974(6)	43.40 734(5) 5708(6)	5.30 1004(1) 6712(3)	56.24 681(8) 7393(4)	4:54.34 593(7)	7986	387 PB
5	412 GASTALDI RA	ARG	10.65 (+1.6) 940(1) 1843(1)	7.37 (-0.7)	14.01 729(6) 2572(3)	1.99 794(4) 3366(3)	49.54 836(7) 4202(3)	14.71 885(7) 5087(5)	43.08 727(6) 5814(3)	4.20 673(9) 6487(5)	55.97 677(9) 7164(5)	4:42.95 662(3)	7826	547 PB
6	775 JARAMILLO Geormi	VEN	10.85 (+1.6) 894(6) 1807(3)	7.41 (-1.4)	14.96 787(2) 2594(2)	1.84 661(11) 3255(6)	48.30 895(2) 4150(5)	14.22 946(2) 5096(4)	41.99 705(7) 5801(5)	3.90 590(10) 6391(6)	56.35 683(7) 7046(6)	4:52.26 605(6)	7679	694 PB
7	669 SAGAON RA	MEX	10.69 (+1.6) 931(4) 1640(11)	6.55 (0.0)	12.40 631(13) 2271(11)	1.69 536(12) 2807(11)	47.61 928(1) 3735(10)	15.23 822(10) 4557(9)	40.80 681(9) 5238(9)	4.40 731(6) 5969(8)	53.33 638(11) 6607(8)	4:39.84 681(2)	7288	1085 PB
8	620 BERNARD CA	JAM	11.16 (+0.5) 825(11) 1660(9)	7.09 (-1.9)	13.55 701(8) 2361(9)	1.96 767(6) 3128(8)	52.00 725(12) 3853(8)	14.92 859(9) 4712(8)	43.79 742(4) 5454(7)	4.20 673(8) 6127(7)	55.49 670(10) 6797(7)	5:20.11 449(11)	7246	1127
9	672 ZARATE Alberto Julian	MEX	11.58 (+0.5) 736(14) 1489(12)	6.74 (-2.7)	12.71 650(12) 2139(12)	1.84 661(10) 2800(12)	51.02 768(9) 3568(12)	16.71 655(11) 4223(11)	37.87 621(12) 4844(11)	4.50 760(4) 5604(10)	57.72 704(5) 6308(10)	4:37.03 699(1)	7007	1366 PB
10	740 JOHNSON MT	USA	10.68 (+1.6) 933(2) 1814(2)	7.28 (-0.3)	13.23 881(6) 2495(5)	NM 681(10) 2495(13)	48.80 871(3) 3366(13)	14.77 878(8) 4244(10)	41.48 695(8) 4939(10)	4.30 702(7) 5641(9)	59.20 726(4) 6367(9)	4:59.60 562(10)	6929	1444
11	738 JELLISON Mark Edward	USA	11.42 (+0.5) 769(12) 1655(10)	7.30 (0.0)	13.80 716(7) 2371(8)	1.96 767(8) 3138(7)	53.17 674(13) 3812(9)	14.49 912(6) 4724(7)	38.69 638(11) 5362(8)	NM 608(12) 5362(11)	51.31 608(12) 5970(11)	4:56.52 580(9)	6550	1823



RESULTADOS FINALES

FINAL RESULTS

WORLD DECATHLON RECORD	9026 SEBRLE Roman	CZE	Gotzis (AUT)	27 MAY 2001
PAN AMERICAN DECATHLON RECORD	8373 SUAREZ Leonel	CUB	Guadalajara (MEX)	25 OCT 2011

Rk	Bib Name	NOC Code	100m	LJ	SP	HJ	400m	110m H	DT	PV	JT	1500m	Points	Points Behind Leader
12	696 MARRERO Steven	PUR	11.57 (+0.5) 738(13)	6.63 (-1.7) 727(12)	13.05 670(11)	1.87 687(9)	51.19 761(11)	DNF	46.10 790(2)	NM 4373(12)	56.51 685(6)	DNF	5058	3315
			1465(13)	2135(13)	2822(10)	3583(11)	3583(13)	4373(12)	4373(12)	5058(12)				
	701 SANCHEZ Marcos E.	PUR	11.04 (+0.5) 852(9)	7.04 (+0.5) 823(9)	13.29 685(9)	1.96 767(6)	49.37 844(6)	DNF	DNF				DNF	
			1675(7)	2360(10)	3127(9)	3971(7)	3971(12)							
	447 ARAUJO Luiz	BRA	10.82 (+0.5) 901(5)	5.37 (-1.1) 455(14)	DNF 1356(14)								DNF	

Legend:

DNF	Did not Finish	DNS	Did not Start	DT	Discus Throw	H	Hurdles
HJ	High Jump	JT	Javelin Throw	LJ	Long Jump	NM	No Mark
PB	Personal Best	PR	Pan American Record	PV	Pole Vault	Rk	Rank
SP	Shot Put						



RESULTADOS DETALLADOS

DETAILED RESULTS

WORLD RECORD	1:17:16 KANAYKIN Vladimir	RUS Saransk (RUS)	29 SEP 2007
PAN AMERICAN GAMES RECORD	1:20:17 SEGURA Bernardo	MEX Winnipeg (CAN)	26 JUL 1999

Rk	Bib	Name	NOC Code	Date of Birth	Result	Time Behind	RC				
	2km	4km	6km	8km	10km	12km	14km	16km	18km		
1	587	BARRONDO Erick Bernabe	GUA	14 JUN 1991	1:21:51						
	8:01 (4)	16:13 (4)	24:34 (5)	32:55 (2)	41:13 (2)	49:22 (1)	57:39 (1)	1:05:41 (1)	1:13:43 (1)	8:08	
		8:12	8:20	8:20	8:18	8:08	8:17	8:01	8:02		
2	514	RENDON James Aurelio	COL	7 APR 1985	1:22:46	0:54					
	8:02 (8)	16:14 (5)	24:34 (3)	32:55 (3)	41:13 (5)	49:22 (4)	57:39 (3)	1:05:54 (2)	1:14:17 (2)	8:28	
		8:11	8:20	8:21	8:18	8:08	8:17	8:14	8:23		
3	508	LOPEZ Luis Fernando	COL	3 JUN 1979	1:22:51	1:00 ~					
	8:01 (3)	16:13 (3)	24:34 (2)	32:55 (4)	41:13 (3)	49:22 (3)	57:39 (2)	1:05:54 (3)	1:14:29 (3)	8:22	
		8:12	8:20	8:21	8:18	8:08	8:17	8:15	8:34		
4	575	SAQUIPAY Jaime Rolando	ECU	21 JUL 1979	1:22:57	1:05 ~ ~	SB				
	8:02 (7)	16:14 (7)	24:34 (7)	32:57 (6)	41:15 (6)	49:37 (6)	58:02 (5)	1:06:23 (4)	1:14:45 (4)	8:11	
		8:12	8:20	8:22	8:17	8:21	8:25	8:21	8:22		
5	591	PAAU Anibal Eduardo	GUA	12 JAN 1987	1:24:06	2:14	PB				
	8:02 (9)	16:14 (6)	24:34 (4)	32:55 (5)	41:13 (4)	49:31 (5)	58:05 (6)	1:06:37 (6)	1:15:22 (5)	8:43	
		8:11	8:20	8:21	8:17	8:17	8:33	8:32	8:44		
6	670	SANCHEZ Heraclio Eder	MEX	21 MAY 1986	1:25:00	3:09					
	8:01 (2)	16:13 (2)	24:34 (1)	32:55 (1)	41:13 (1)	49:22 (2)	57:49 (4)	1:06:32 (5)	1:15:43 (6)	9:17	
		8:12	8:20	8:21	8:18	8:08	8:27	8:42	9:11		
7	651	FLORES Diego	MEX	23 MAR 1987	1:26:08	4:17					
	8:03 (10)	16:14 (9)	24:34 (8)	32:58 (7)	41:16 (7)	49:44 (8)	58:43 (8)	1:07:50 (7)	1:17:12 (7)	8:56	
		8:11	8:20	8:24	8:18	8:27	8:58	9:07	9:21		
8	751	NUNN John Hamilton	USA	3 FEB 1978	1:26:30	4:38					
	8:15 (13)	16:45 (13)	25:19 (13)	33:54 (11)	42:32 (10)	51:14 (11)	1:00:01 (11)	1:08:52 (10)	1:17:47 (9)	8:42	
		8:30	8:34	8:34	8:38	8:41	8:47	8:50	8:54		
9	407	CANO CERES Juan Manuel	ARG	12 DEC 1987	1:27:33	5:41					
	8:18 (14)	16:50 (14)	25:24 (14)	34:03 (13)	42:43 (13)	51:31 (12)	1:00:27 (12)	1:09:24 (12)	1:18:26 (10)	9:06	
		8:31	8:33	8:38	8:40	8:47	8:56	8:57	9:01		
10	445	QUISPE Ronal	BOL	5 MAR 1988	1:27:54	6:02 ~					
	8:12 (12)	16:37 (12)	25:05 (11)	33:41 (10)	42:33 (11)	51:09 (10)	59:58 (10)	1:09:10 (11)	1:18:40 (11)	9:13	
		8:24	8:28	8:35	8:51	8:36	8:48	9:12	9:30		
11	413	GONZALEZ Fabio Benito	ARG	30 JUN 1983	1:30:40	8:49 >					
	8:39 (15)	17:36 (15)	26:29 (15)	35:27 (15)	44:37 (14)	53:56 (14)	1:03:18 (14)	1:12:29 (13)	1:21:41 (12)	8:59	
		8:57	8:52	8:58	9:10	9:18	9:21	9:11	9:12		
12	743	MANNOZZI Michael Joseph	USA	15 APR 1986	1:41:33	19:42					
	9:04 (16)	18:51 (16)	28:51 (16)	38:54 (16)	49:09 (16)	59:26 (16)	1:09:49 (15)	1:20:21 (14)	1:30:42 (13)	10:51	
		9:47	9:59	10:03	10:15	10:16	10:23	10:31	10:21		
	489	ARAYA Yerko Ignacio	CHI	14 FEB 1986	DQ	~>~					
	8:02 (6)	16:14 (8)	24:34 (5)	33:00 (9)	41:46 (9)	50:37 (9)	59:31 (9)	1:08:18 (8)			
		8:12	8:20	8:26	8:45	8:51	8:53	8:47			
	449	BONFIM Caio	BRA	19 MAR 1991	DQ	~>~					
	8:02 (5)	16:15 (10)	24:36 (9)	33:00 (8)	41:17 (8)	49:39 (7)	58:40 (7)	1:08:18 (9)	1:17:41 (8)		
		8:13	8:20	8:23	8:16	8:22	9:01	9:37	9:22		
	524	SEGURA MEDINA Allan	CRC	23 DEC 1980	DQ	~>~					
	8:05 (11)	16:33 (11)	25:09 (12)	33:54 (12)	42:40 (12)	51:44 (13)	1:01:01 (13)				
		8:27	8:36	8:45	8:45	9:04	9:16				



RESULTADOS DETALLADOS

DETAILED RESULTS

WORLD RECORD	1:17:16	KANAYKIN Vladimir	RUS Saransk (RUS)	29 SEP 2007
PAN AMERICAN GAMES RECORD	1:20:17	SEGURA Bernardo	MEX Winnipeg (CAN)	26 JUL 1999

Rk	Bib	Name	NOC Code							Date of Birth	Result	Time Behind	RC
2km	4km	6km	8km	10km	12km	14km	16km	18km					
475 ZIMMERMANN Moacir			BRA							30 DEC 1983	DQ		>->
8:01 (1)	16:10 (1)	25:00 (10)	34:33 (14)	45:12 (15)	55:47 (15)								
	8:09	8:49	9:33	10:38	10:34								

Legend:	~ Lost contact	> Bent knee	DQ Disqualified	PB Personal Best
RC Red Card	Rk Rank	SB Season Best		



RESULTADOS DETALLADOS

DETAILED RESULTS

WORLD RECORD	3:34:14	NIZHEGORODOV Denis	RUS	Cheboksary (RUS)	11 MAY 2008
PAN AMERICAN GAMES RECORD	3:47:55	MERCENARIO Carlos	MEX	Mar del Plata (ARG)	24 MAR 1995

Rk	Bib	Name	NOC Code	Date of Birth	Result				Time Behind	RC
					10km	20km	30km	40km		
1	659	NAVA Horacio	MEX	20 JAN 1982	3:48:58					
					46:36 (1)	1:32:07 (2) 45:30	2:17:21 (3) 45:14	3:03:04 (1) 45:42	45:53	
2	661	OJEDA Jose Leyver	MEX	12 NOV 1985	3:49:16				0:18	PB
					46:36 (4)	1:32:08 (5) 45:31	2:17:02 (2) 44:54	3:03:04 (2) 46:02	46:11	
3	594	QUIYUCH Jaime Daniel	GUA	24 APR 1988	3:50:33				1:35 >	PB
					46:36 (2)	1:32:07 (3) 45:30	2:17:02 (1) 44:54	3:03:05 (3) 46:03	47:27	
4	506	HERNANDEZ Fredy Hernando	COL	25 APR 1978	4:00:12				11:14	
					47:34 (9)	1:33:42 (8) 46:08	2:20:19 (5) 46:37	3:05:51 (4) 45:32	54:20	
5	465	RIEKMANN Jonathan	BRA	20 AUG 1987	4:04:07				15:09 >	PB
					47:33 (8)	1:33:42 (7) 46:08	2:20:19 (6) 46:37	3:08:55 (5) 48:35	55:12	
6	580	HERNANDEZ Emerson Esnal	ESA	20 JAN 1989	4:12:53				23:55 >>	
					46:48 (6)	1:34:17 (9) 47:29	2:24:30 (8) 50:12	3:17:40 (6) 53:10	55:12	
7	516	RUEDA Nestor Mauricio	COL	15 MAY 1979	4:17:40				28:42 ~>	
					47:35 (10)	1:36:04 (10) 48:29	2:26:58 (9) 50:53	3:22:17 (8) 55:19	55:22	
8	520	CALVO AGUILAR Bernardo	CRC	19 DEC 1983	4:21:19				32:21	PB
					49:47 (13)	1:38:38 (13) 48:50	2:27:52 (10) 49:13	3:20:52 (7) 53:00	1:00:26	
9	758	SHOREY Benjamin C	USA	11 MAR 1983	4:33:25				44:27	
					48:50 (11)	1:37:52 (11) 49:02	2:30:50 (11) 52:57	3:30:56 (9) 1:00:06	1:02:28	
591	PAAU Anibal Eduardo	GUA	12 JAN 1987	DNF				>>>		
					46:36 (3)	1:32:07 (4) 45:31	2:17:31 (4) 45:23			
575	SAQUIPAY Jaime Rolando	ECU	21 JUL 1979	DNF				>		
					47:33 (7)	1:33:42 (6) 46:08	2:22:15 (7) 48:33			
524	SEGURA MEDINA Allan	CRC	23 DEC 1980	DNF						
					49:47 (12)	1:38:37 (12) 48:50				
488	ARAYA Edward Ignacio	CHI	14 FEB 1986	DQ				>>>		
568	CHOCHO Cristian Andres	ECU	4 NOV 1983	DQ				>>>		
					46:36 (4)	1:32:06 (1) 45:29				



RESULTADOS DETALLADOS

DETAILED RESULTS

WORLD RECORD	3:34:14	NIZHEGORODOV Denis	RUS	Cheboksary (RUS)	11 MAY 2008
PAN AMERICAN GAMES RECORD	3:47:55	MERCENARIO Carlos	MEX	Mar del Plata (ARG)	24 MAR 1995

Rk	Bib	Name	NOC Code	Date of Birth				Result	Time Behind	RC
				10km	20km	30km	40km			
467		SANTOS JUNIOR Mario	BRA	10 SEP 1979				DQ	>>>	
				49:47 (14)						
760		TALCOTT David	USA	1 APR 1960				DQ	>>>	

Weather conditions

Temperature: 12°C

Humidity: 94%

Conditions: Partly cloudy

Legend:	~	Lost contact	>	Bent knee	DNF	Did not Finish	DQ	Disqualified
	PB	Personal Best	RC	Red Card	Rk	Rank		



RESULTADOS

RESULTS

WORLD RECORD	37.04 JAMAICA	JAM Daegu (KOR)	4 SEP 2011
PAN AMERICAN GAMES RECORD	38.18 BRAZIL	BRA Winnipeg (CAN)	30 JUL 1999

Rk	Bib	NOC	Lane	Reaction Time	Fn	Result
1		USA - UNITED STATES	4	0.147		39.19 Q
	730	DODSON Jeremy Raponi				
	763	WHITE Perrisan Deun				
	765	WILLIAMS Rubin Jamal				
	731	EDWARDS Monzavous				
2		SKN - SAINT KITTS & NEVIS	6	0.165		39.31 Q
	707	ROGERS Jason Alston				
	703	ADAMS Antoine				
	705	DELANEY Delwayne				
	706	LAWRENCE Brijesh				
3		BRA - BRAZIL	5	0.192		39.44 Q
	461	MORAES JUNIOR Carlos				
	457	FEITOSA Ailson				
	446	ANDRE Nilson				
	459	INOCENCIO Matheus				
4		BAH - BAHAMAS	2	0.187		40.05
	423	BROWN Christopher Devon				
	429	ROLLE Jamial St. John				
	424	GREEN Rodney Alvin II				
	428	NEYMOUR Wesley				
		BIZ - BELIZE	7	0.263		DNF
	440	MEDWOOD Kenneth				
	439	JONES Jayson				
	436	AVILA Linford				
	437	BRACKETT Kenneth				
		COL - COLOMBIA	8	0.147		DNF
	511	MONTOYA Isidro				
	504	GRUESO Daniel Alfonso				
	513	MOSQUERA Geiner Alonso				
	502	GOMEZ Alvaro Jose				
		PUR - PUERTO RICO	3	0.173		DNF
	687	AMALBERT Marcos				
	699	RODRIGUEZ Carlos				
	693	HOLSTON Marquis				
	695	LOPEZ Miguel				

Qualification: First 3 in each heat (Q) and the next 2 fastest (q) advance to the Final

Weather conditions

Temperature: 21°C

Humidity: 49%

Conditions: Sunny

Legend:

DNF	Did not Finish	Fn	False start	Q	Qualified by place	RK	Rank
------------	----------------	-----------	-------------	----------	--------------------	-----------	------



RESULTADOS

RESULTS

WORLD RECORD	37.04 JAMAICA	JAM Daegu (KOR)	4 SEP 2011
PAN AMERICAN GAMES RECORD	38.18 BRAZIL	BRA Winnipeg (CAN)	30 JUL 1999

Rk	Bib	NOC	Lane	Reaction Time	Fn	Result	
1		CHI - CHILE	8	0.172		39.68	Q NR
	497	ROJAS Ignacio Hernan					
	496	REYES Cristián Eduardo					
	491	BECERRA Kael Alejandro					
	495	PINEDA Daniel Antonio					
2		CUB - CUBA	6	0.162		39.79	Q
	541	LESCAY David					
	536	HERRERA Michael					
	535	GONZALEZ Victor Angel					
	551	SKYERS Roberto					
3		ECU - ECUADOR	5	0.175		40.23	Q SB
	570	MORAN Luis Alexander					
	571	NAZARENO Franklin Andres					
	574	QUINONEZ Alex Leonardo					
	567	CHILA Hugo Dionicio					
4		MEX - MEXICO	2	0.187		40.74	q
	653	HERNANDEZ Miguel Enrique					
	640	ALONZO Jorge Arturo					
	663	REYES Juan Jose					
	646	CEBALLOS Jose Luis					
		HON - HONDURAS	4	0.186		DNF	
	610	PITILLO Helson					
	606	BENNETT Ronald					
	608	NORALES Josef					
	609	PALACIOS Rolando					
		TRI - TRINIDAD & TOBAGO	7	0.145		DNF	
	713	JAMES Jamol					
	715	MORAIN Moriba					
	711	DILLON Joel					
	710	CALLENDER Emmanuel					
		JAM - JAMAICA	3	0.149		DQ	R 170.14
	623	HAMILTON Jermaine					
	626	LIVERMORE Jason					
	637	WALLACE Hannukkah					
	618	BAILEY Oshane Andre					

Qualification: First 3 in each heat (Q) and the next 2 fastest (q) advance to the Final

Weather conditions

Temperature: 21°C Humidity: 49% Conditions: Sunny

Note:

IAAF Rule 170.14 - Passing of the baton outside the take-over zone

Legend:

DNF	Did not Finish	DQ	Disqualified	Fn	False start	NR	National Record
Q	Qualified by place	q	Qualified by time	R	IAAF rule	RK	Rank
SB	Season Best						



RESULTADOS

RESULTS

WORLD RECORD	37.04 JAMAICA	JAM Daegu (KOR)	4 SEP 2011
PAN AMERICAN GAMES RECORD	38.18 BRAZIL	BRA Winnipeg (CAN)	30 JUL 1999

Rk	Bib	NOC	Lane	Reaction Time	Fn	Result
1		BRA - BRAZIL	7	0.183		38.18 =PR
	457	FEITOSA Ailson				
	474	VIANA Sandro				
	446	ANDRE Nilson				
	453	DE BARROS Bruno				
2		SKN - SAINT KITTS & NEVIS	6	0.166		38.81
	707	ROGERS Jason Alston				
	703	ADAMS Antoine				
	705	DELANEY Delwayne				
	706	LAWRENCE Brijesh				
3		USA - UNITED STATES	3	0.165		39.17
	749	NEWMAN Calesio Albert				
	730	DODSON Jeremy Raponi				
	765	WILLIAMS Rubin Jamal				
	731	EDWARDS Monzavous				
4		CUB - CUBA	5	0.139		39.75
	541	LESCAY David				
	536	HERRERA Michael				
	535	GONZALEZ Victor Angel				
	551	SKYERS Roberto				
5		ECU - ECUADOR	8	0.259		39.76 SB
	576	TAMAYO Jhon Daniel				
	571	NAZARENO Franklin Andres				
	574	QUINONEZ Alex Leonardo				
	567	CHILA Hugo Dionicio				
6		MEX - MEXICO	1	0.192		41.08
	653	HERNANDEZ Miguel Enrique				
	640	ALONZO Jorge Arturo				
	663	REYES Juan Jose				
	646	CEBALLOS Jose Luis				
		CHI - CHILE	4	0.153		DNF
	497	ROJAS Ignacio Hernan				
	496	REYES Cristián Eduardo				
	491	BECERRA Kael Alejandro				
	495	PINEDA Daniel Antonio				
		BAH - BAHAMAS	2			DNS

Weather conditions

Temperature: 26°C Humidity: 39% Conditions: Sunny

Legend:

=PR Equal Pan American Record DNF Did not Finish DNS Did not Start Fn False start
Rk Rank SB Season Best



RESULTADOS

RESULTS

WORLD RECORD	2:54.29 UNITED STATES	USA Stuttgart (GER)	22 AUG 1993
PAN AMERICAN GAMES RECORD	2:57.97 JAMAICA	JAM Winnipeg (CAN)	30 JUL 1999

Rk	Bib	NOC	Lane	Reaction Time	Fn	Result
1		DOM - DOMINICAN REPUBLIC	7	0.295		3:06.33 Q
	559	CUESTA Gustavo				
	561	PEGUERO Arismendy				
	565	TAPIA GOMEZ Yoel Armando				
	564	SANTOS AQUINO Luguelin				
2		CAN - CANADA	4	0.194		3:08.51 Q
	478	OSEI Philip				
	479	RICHARDS Dontae				
	477	HARRIS Tremaine Ryan Alexander				
	480	ROBERTSON Michael Peter John				
3		JAM - JAMAICA	5	0.199		3:10.05 Q
	627	MASON Michael				
	624	JOHNSON Omar				
	638	WHYTE Annert				
	626	LIVERMORE Jason				
4		MEX - MEXICO	6	0.248		3:12.18
	646	CEBALLOS Jose Luis				
	652	GARCIA Orlando				
	671	STENNER Juan				
	640	ALONZO Jorge Arturo				

Qualification: First 3 in each heat (Q) and the next 2 fastest (q) advance to the Final

Weather conditions

Temperature: 21°C

Humidity: 49%

Conditions: Sunny

Legend:

Fn False start **Q** Qualified by place **Rk** Rank



RESULTADOS

RESULTS

WORLD RECORD	2:54.29 UNITED STATES	USA Stuttgart (GER)	22 AUG 1993
PAN AMERICAN GAMES RECORD	2:57.97 JAMAICA	JAM Winnipeg (CAN)	30 JUL 1999

Rk	Bib	NOC	Lane	Reaction Time	Fn	Result	
1		CUB - CUBA	3	0.206		3:04.33	Q SB
	531	DIAZ Junior					
	549	RUIZ Noel					
	553	VALLE Amaury Raul					
	529	COLLAZO Williams					
2		VEN - VENEZUELA	5	0.222		3:04.67	Q SB
	780	RAMIREZ Arturo					
	769	AGUILAR Alberto					
	768	ACEVEDO Jose					
	776	LONGART Omar					
3		USA - UNITED STATES	6	0.166		3:07.57	Q
	745	MILLER II Bryan Keith					
	730	DODSON Jeremy Raponi					
	763	WHITE Perrisan Deun					
	757	SCOTT Joshua					
4		BAH - BAHAMAS	7	0.150		3:09.68	q
	428	NEYMOUR Wesley					
	423	BROWN Christopher Devon					
	429	ROLLE Jamial St. John					
	427	MILLER Ramon Samuel					
		BIZ - BELIZE	4	0.193		DNF	
	440	MEDWOOD Kenneth					
	439	JONES Jayson					
	436	AVILA Linford					
	437	BRACKETT Kenneth					

Qualification: First 3 in each heat (Q) and the next 2 fastest (q) advance to the Final

Weather conditions

Temperature: 21°C Humidity: 49% Conditions: Sunny

Legend:

DNF	Did not Finish	Fn	False start	Q	Qualified by place	q	Qualified by time
Rk	Rank	SB	Season Best				



RESULTADOS

RESULTS

WORLD RECORD	2:54.29 UNITED STATES	USA Stuttgart (GER)	22 AUG 1993
PAN AMERICAN GAMES RECORD	2:57.97 JAMAICA	JAM Winnipeg (CAN)	30 JUL 1999

Rk	Bib	NOC	Lane	Reaction Time	Fn	Result	
1		CUB - CUBA	4	0.238		2:59.43	SB
	549	RUIZ Noel					
	525	ACEA Raidel					
	528	CISNEROS Omar					
	529	COLLAZO Williams					
2		DOM - DOMINICAN REPUBLIC	6	0.194		3:00.44	SB
	561	PEGUERO Arismendy					
	564	SANTOS AQUINO Luguelin					
	565	TAPIA GOMEZ Yoel Armando					
	559	CUESTA Gustavo					
3		VEN - VENEZUELA	5	0.221		3:00.82	SB
	780	RAMIREZ Arturo					
	769	AGUILAR Alberto					
	768	ACEVEDO Jose					
	776	LONGART Omar					
4		USA - UNITED STATES	8	0.184		3:03.91	
	757	SCOTT Joshua					
	745	MILLER II Bryan Keith					
	746	MOORE Lee Ellis					
	744	MCCOY Reuben Isaiah					
5		CAN - CANADA	7	0.186		3:07.12	SB
	478	OSEI Philip					
	479	RICHARDS Dontae					
	477	HARRIS Tremaine Ryan Alexander					
	480	ROBERTSON Michael Peter John					
6		MEX - MEXICO	3	0.208		3:11.52	
	646	CEBALLOS Jose Luis					
	650	ESPARZA Jose Juan					
	671	STENNER Juan					
	652	GARCIA Orlando					

Weather conditions

Temperature: 26°C

Humidity: 39%

Conditions: Sunny

Legend:					
Fn	False start	Rk	Rank	SB	Season Best



RESULTADOS

RESULTS

WORLD RECORD	10.49	GRIFFITH JOYNER Florence	USA	Indianapolis (USA)	16 JUL 1988
PAN AMERICAN GAMES RECORD	11.02	BARBER Mikele	USA	Rio de Janeiro (BRA)	24 JUL 2007

SEMIFINAL 1 Start Time: 17:30

Wind: +0.5 m/s

Rk	Bib	Name	NOC Code	Date of Birth	Lane	Reaction Time	Fn	Result
1	53	SANTOS Rosangela	BRA	20 DEC 1990	7	0.167		11.26 Q PB
2	83	HINESTROZA Yomara	COL	20 MAY 1988	4	0.175		11.41 Q
3	163	JONES Laverne Janet	ISV	16 SEP 1981	6	0.184		11.45 q
4	73	PAVEZ Daniela Claudia	CHI	6 MAR 1982	3	0.160		11.85
5	236	VAN DER VLOOT Ramona	SUR	31 DEC 1994	8	0.208		12.01 PB
6	18	ENRIQUEZ Charnelle	BIZ	5 APR 1992	2	0.197		13.15
	133	CHALAS FRIAS Fany Santa	DOM	2 FEB 1993	5			DNS

SEMIFINAL 2 Start Time: 17:37

Wind: -1.7 m/s

Rk	Bib	Name	NOC Code	Date of Birth	Lane	Reaction Time	Fn	Result
1	273	PIERRE Barbara	USA	28 APR 1987	5	0.162		11.37 Q
2	104	CASABONA Nelkis Teresa	CUB	12 MAY 1984	3	0.149		11.56 Q
3	139	SANCHEZ HICHEZ Mariely	DOM	30 DEC 1988	4	0.222		11.57 q PB
4	165	PATTERSON Courtney Cerene	ISV	10 FEB 1985	7	0.156		11.59
5	235	WILLIAMS Tameka	SKN	31 AUG 1989	8	0.162		11.68
6	183	ALVAREZ Matilde	MEX	7 NOV 1995	6	0.181		13.25

SEMIFINAL 3 Start Time: 17:44

Wind: -2.0 m/s

Rk	Bib	Name	NOC Code	Date of Birth	Lane	Reaction Time	Fn	Result
1	16	REECE Shakera	BAR	31 AUG 1988	8	0.191		11.43 Q PB
2	43	LEMOS DA SILVA Ana Claudia	BRA	6 NOV 1988	3	0.169		11.46 Q
3	281	WILSON Kenyanna`	USA	27 OCT 1988	4	0.158		11.74
4	93	PALACIOS Eliécith	COL	15 SEP 1987	6	0.222		11.77
5	200	SANCHEZ Jessica Lynn	MEX	16 AUG 1985	7	0.179		11.80 PB
6	65	MITCHELL Kerri-Ann	CAN	29 MAR 1983	5	0.147		11.81

Qualification: First 2 in each heat (Q) and the next 2 fastest (q) advance to the Final

Weather conditions at the beginning of the 1st heat

Temperature: 27°C Humidity: 17% Conditions: Sunny

Legend:

DNS	Did not Start	Fn	False start	PB	Personal Best	q	Qualified by time
Q	Qualified by place	Rk	Rank				



RESULTADOS

RESULTS

WORLD RECORD	10.49	GRIFFITH JOYNER Florence	USA	Indianapolis (USA)	16 JUL 1988
PAN AMERICAN GAMES RECORD	11.02	BARBER Mikele	USA	Rio de Janeiro (BRA)	24 JUL 2007

Wind: -0.2 m/s

Rk	Bib	Name	NOC Code	Date of Birth	Lane	Reaction Time	Fn	Result
1	53	SANTOS Rosangela	BRA	20 DEC 1990	4	0.185		11.22 PB
2	273	PIERRE Barbara	USA	28 APR 1987	5	0.146		11.25
3	16	REECE Shakera	BAR	31 AUG 1988	3	0.194		11.26 PB
4	43	LEMONS DA SILVA Ana Claudia	BRA	6 NOV 1988	8	0.171		11.35
5	139	SANCHEZ HICHEZ Mariely	DOM	30 DEC 1988	2	0.141		11.49 PB
6	83	HINESTROZA Yomara	COL	20 MAY 1988	6	0.159		11.50
7	104	CASABONA Nelkis Teresa	CUB	12 MAY 1984	7	0.145		11.56
8	163	JONES Laverne Janet	ISV	16 SEP 1981	1	0.155		11.60

Weather conditions

Temperature: 2°C

Humidity: 25%

Conditions: Sunny

Legend:

Fn False start **PB** Personal Best **Rk** Rank



RESULTADOS

RESULTS

WORLD RECORD	21.34	GRIFFITH JOYNER Florence	USA	Seoul (KOR)	29 SEP 1988
PAN AMERICAN GAMES RECORD	22.45	ASHFORD Evelyn	USA	San Juan (PUR)	9 JUL 1979

SEMIFINAL 1

Start Time: 16:35

Wind: 0.0 m/s

Rk	Bib	Name	NOC Code	Date of Birth	Lane	Reaction Time	Fn	Result
1	43	LEMONS DA SILVA Ana Claudia	BRA	6 NOV 1988	4	0.185		22.72 Q
2	168	FACEY Simone	JAM	7 MAY 1985	8	0.196		22.99 Q PB
3	235	WILLIAMS Tameka	SKN	31 AUG 1989	2	0.150		23.25 Q SB
4	108	DIAZ Roxana Tomasa	CUB	17 MAY 1981	7	0.179		23.61 q SB
5	145	CHAVEZ Erika Benilda	ECU	4 JUN 1990	3	0.232		23.67
6	271	MOORE Consuella Renee	USA	29 AUG 1981	6	0.190		24.23
7	20	MCCORD Julia	BIZ	2 FEB 1987	5	0.156		33.01

SEMIFINAL 2

Start Time: 16:42

Wind: +0.5 m/s

Rk	Bib	Name	NOC Code	Date of Birth	Lane	Reaction Time	Fn	Result
1	104	CASABONA Nelkis Teresa	CUB	12 MAY 1984	5	0.136		23.34 Q
2	139	SANCHEZ HICHEZ Mariely	DOM	30 DEC 1988	7	0.274		23.45 Q PB
3	89	OBREGON Darlenys	COL	21 JUN 1986	4	0.219		23.50 Q
4	249	COLE Leslie Eugenia	USA	16 FEB 1987	1	0.153		23.55 q
5	171	LEROY Anastasia	JAM	8 NOV 1987	2	0.209		23.68
6	40	GOMES Vanda	BRA	7 NOV 1988	3	0.192		23.89
7	236	VAN DER VLOOT Ramona	SUR	31 DEC 1994	8	0.239		24.69
	18	ENRIQUEZ Charnelle	BIZ	5 APR 1992	6			DNS

Qualification: First 3 in each heat (Q) and the next 2 fastest (q) advance to the Final

Weather conditions at the beginning of the 1st heat

Temperature: 25°C Humidity: 16% Conditions: Sunny

Legend:

DNS	Did not Start	Fn	False start	PB	Personal Best	Q	Qualified by place
q	Qualified by time	Rk	Rank	SB	Season Best		



RESULTADOS

RESULTS

WORLD RECORD	21.34	GRIFFITH JOYNER Florence	USA	Seoul (KOR)	29 SEP 1988
PAN AMERICAN GAMES RECORD	22.45	ASHFORD Evelyn	USA	San Juan (PUR)	9 JUL 1979

Wind: +0.5 m/s

Rk	Bib	Name	NOC Code	Date of Birth	Lane	Reaction Time	Fn	Result
1	43	LEMONS DA SILVA Ana Claudia	BRA	6 NOV 1988	6	0.159		22.76
2	168	FACEY Simone	JAM	7 MAY 1985	5	0.141		22.86 PB
3	139	SANCHEZ HICHEZ Mariely	DOM	30 DEC 1988	4	0.163		23.02 PB
4	235	WILLIAMS Tameka	SKN	31 AUG 1989	7	0.167		23.06 PB
5	104	CASABONA Nelkis Teresa	CUB	12 MAY 1984	3	0.142		23.43
6	108	DIAZ Roxana Tomasa	CUB	17 MAY 1981	1	0.145		23.45 SB
7	249	COLE Leslie Eugenia	USA	16 FEB 1987	2	0.152		23.46
8	89	OBREGON Darlenys	COL	21 JUN 1986	8	0.150		23.64

Weather conditions

Temperature: 21°C

Humidity: 49%

Conditions: Sunny

Legend:

Fn False start **PB** Personal Best **Rk** Rank **SB** Season Best



RESULTADOS

RESULTS

WORLD RECORD	47.60 KOCH Marita	GDR Canberra (AUS)	6 OCT 1985
PAN AMERICAN GAMES RECORD	49.61 QUIROT Ana Fidelia	CUB La Habana (CUB)	5 AUG 1991

SEMIFINAL 1 Start Time: 16:15

Rk	Bib	Name	NOC Code	Date of Birth	Lane	Reaction Time	Fn	Result
1	81	GONZALEZ Norma	COL	11 AUG 1982	6	0.206		52.67 Q
2	115	MARTINEZ Aymee	CUB	17 NOV 1988	2	0.295		52.76 Q
3	58	SOUSA Joelma	BRA	13 JUL 1984	8	0.253		52.96 Q
4	138	SANCHEZ ALVAREZ Raysa Melany	DOM	6 MAY 1988	3	0.245		53.08 q
5	206	VELA Nallely	MEX	8 FEB 1986	7	0.263		53.29
6	60	BRENNAN Christian Evelyn	CAN	27 MAR 1995	5	0.178		53.34
7	249	COLE Leslie Eugenia	USA	16 FEB 1987	4	0.131		53.38

SEMIFINAL 2 Start Time: 16:22

Rk	Bib	Name	NOC Code	Date of Birth	Lane	Reaction Time	Fn	Result
1	92	PADILLA Yenifer	COL	1 JAN 1990	3	0.169		51.76 Q
2	101	BONNE Daysiurami	CUB	9 MAR 1988	5	0.221		52.20 Q
3	170	HALL Patricia	JAM	10 JUN 1982	6	0.144		52.47 Q
4	32	COUTINHO Geisa	BRA	1 JUN 1980	2	0.179		52.56 q
5	290	ALEXANDER Kineke	VIN	21 FEB 1986	8	0.245		53.42 SB
6	251	COUSINS Jessica	USA	10 APR 1985	4	0.252		54.38
7	153	BECKLES Kanika Alana	GRN	3 OCT 1991	7	0.200		56.43

Qualification: First 3 in each heat (Q) and the next 2 fastest (q) advance to the Final

Weather conditions at the beginning of the 1st heat

Temperature: 2°C Humidity: 25% Conditions: Sunny

Legend:

Fn	False start	q	Qualified by time	Q	Qualified by place	Rk	Rank
SB	Season Best						



RESULTADOS

RESULTS

WORLD RECORD	47.60 KOCH Marita	GDR Canberra (AUS)	6 OCT 1985
PAN AMERICAN GAMES RECORD	49.61 QUIROT Ana Fidelia	CUB La Habana (CUB)	5 AUG 1991

Rk	Bib	Name	NOC Code	Date of Birth	Lane	Reaction Time	Fn	Result
1	92	PADILLA Yenifer	COL	1 JAN 1990	6	0.253		51.53 PB
2	101	BONNE Daysiurami	CUB	9 MAR 1988	5	0.542		51.69 PB
3	32	COUTINHO Geisa	BRA	1 JUN 1980	2	0.204		51.87
4	115	MARTINEZ Aymee	CUB	17 NOV 1988	3	0.402		52.09
5	81	GONZALEZ Norma	COL	11 AUG 1982	4	0.246		52.18
6	58	SOUSA Joelma	BRA	13 JUL 1984	7	0.340		52.34
7	170	HALL Patricia	JAM	10 JUN 1982	8	0.241		52.69
8	138	SANCHEZ ALVAREZ Raysa Melany	DOM	6 MAY 1988	1	0.263		52.86

Weather conditions

Temperature: 25°C

Humidity: 16%

Conditions: Sunny

Legend:

Fn False start **PB** Personal Best **Rk** Rank



RESULTADOS

RESULTS

WORLD RECORD	1:53.28	KRATOCHVILOVA Jarmila	CZE Munich (GER)	26 JUL 1983
PAN AMERICAN GAMES RECORD	1:58.71	QUIROT Ana Fidelia	CUB La Habana (CUB)	8 AUG 1991

Rk	Bib	Name	NOC Code	Date of Birth	Lane	Result	
1	119	MUÑOZ Adriana	CUB	16 MAR 1982	1	2:04.08	
2	192	MEDINA Gabriela Elizabeth	MEX	3 MAR 1985	6	2:04.41	SB
3	80	GARCIA Rosibel	COL	13 FEB 1981	8	2:04.45	
4	97	ALMANZA Rose Mary	CUB	13 JUL 1992	1	2:04.82	
5	52	SANTOS Christiane	BRA	6 OCT 1981	5	2:06.15	
6	263	KAMPF Heather Rae	USA	19 JAN 1987	7	2:07.11	
7	276	RODGERS Christina Mone	USA	4 AUG 1988	2	2:08.29	
8	5	GALLO Nancy Soledad	ARG	19 SEP 1980	4	2:09.10	PB
9	25	UGARTE Daysi	BOL	22 NOV 1984	3	2:16.94	
Intermediate Times:		400m	1:04.27	119	MUÑOZ Adriana (CUB)		

Weather conditions

Temperature: 2°C

Humidity: 25%

Conditions: Sunny

Legend:

PB Personal Best **Rk** Rank **SB** Season Best



RESULTADOS

RESULTS

WORLD RECORD	3:50.46	QU Yunxia	CHN Beijing (CHN)	11 SEP 1993
PAN AMERICAN GAMES RECORD	4:05.70	DECKER Mary	USA San Juan (PUR)	13 JUL 1979

Rk	Bib	Name	NOC Code	Date of Birth	Order	Result
1	119	MUÑOZ Adriana	CUB	16 MAR 1982	2	4:26.09
2	80	GARCIA Rosibel	COL	13 FEB 1981	3	4:26.78
3	61	ELMORE Malindi Alberta	CAN	13 MAR 1980	1	4:27.57
4	35	DA SILVA Fabiana	BRA	3 SEP 1978	9	4:28.33
5	123	QUIALA Urdileidis	CUB	9 JAN 1993	8	4:29.08
6	2	AMARILLO Sandra	ARG	15 MAR 1984	12	4:29.49
7	240	MC SHINE Pilar	TRI	1 JUN 1987	5	4:30.05
8	151	LANDAVERDE Gladys Natali	ESA	23 FEB 1990	6	4:31.43
9	5	GALLO Nancy Soledad	ARG	19 SEP 1980	4	4:31.96
10	264	LAMAR Annick Coe	USA	10 DEC 1985	7	4:32.57
11	244	ARESON Jacqueline Ann	USA	31 MAR 1988	11	4:34.23
12	232	RAMOS Beverly	PUR	24 AUG 1987	10	4:34.90

Intermediate Times:	400m	1:14.20	119	MUÑOZ Adriana (CUB)
	800m	2:30.81	5	GALLO Nancy Soledad (ARG)
	1200m	3:42.62	119	MUÑOZ Adriana (CUB)

Weather conditions

Temperature: 21°C

Humidity: 49%

Conditions: Sunny

Legend:

Rk Rank



RESULTADOS

RESULTS

WORLD RECORD	14:11.15	DIBABA Tirunesh	ETH Oslo (NOR)	6 JUN 2008
PAN AMERICAN GAMES RECORD	15:30.65	FERNANDEZ Adriana	MEX Santo Domingo (DOM)	6 AUG 2003

Rk	Bib	Name	NOC Code	Date of Birth	Order	Result
1	198	ROMERO Marisol Guadalupe	MEX	26 JAN 1983	7	16:24.08
2	34	DA SILVA Cruz	BRA	18 AUG 1974	9	16:29.75
3	222	MELCHOR Santa Ines	PER	30 AUG 1986	4	16:41.50
4	191	LOPEZ Sandra	MEX	16 APR 1984	2	16:47.19
5	105	CASTILLO Yudileyvis	CUB	26 MAY 1984	11	16:49.63
6	76	CABALLERO Yolanda Beatriz	COL	9 MAR 1982	3	16:54.62
7	250	CONLEY Kimberley	USA	14 MAR 1986	1	17:00.90
8	279	SPENCE Neely Harteis	USA	16 APR 1990	5	17:01.11
9	215	ARIZAPANA Wilma Yanet	PER	1 OCT 1982	10	17:06.99
10	11	RODRIGUEZ Nadia	ARG	2 JAN 1984	12	17:14.91
11	109	FUENTE Yudisleidis	CUB	28 APR 1988	6	17:23.76
12	7	GODOY Rosa Liliana	ARG	19 MAR 1982	8	17:33.77

Intermediate Times:	1000m	3:29.69	109	FUENTE Yudisleidis (CUB)
	2000m	6:49.35	222	MELCHOR Santa Ines (PER)
	3000m	9:59.78	198	ROMERO Marisol Guadalupe (MEX)
	4000m	13:11.88	198	ROMERO Marisol Guadalupe (MEX)

Weather conditions

Temperature: 21°C

Humidity: 49%

Conditions: Sunny

Legend:

Rk Rank



RESULTADOS

RESULTS

WORLD RECORD	29:31.78	WANG Junxia	CHN Beijing (CHN)	8 SEP 1993
PAN AMERICAN GAMES RECORD	32:54.41	SLATTERY Sara	USA Rio de Janeiro (BRA)	23 JUL 2007

Rk	Bib	Name	NOC Code	Date of Birth	Order	Result	
1	198	ROMERO Marisol Guadalupe	MEX	26 JAN 1983	6	34:07.24	
2	34	DA SILVA Cruz	BRA	18 AUG 1974	3	34:22.44	
3	76	CABALLERO Yolanda Beatriz	COL	9 MAR 1982	4	34:39.14	PB
4	245	BERSAGEL Anne Golden	USA	30 MAR 1983	7	35:23.31	
5	105	CASTILLO Yudileyvis	CUB	26 MAY 1984	5	35:35.43	
6	226	RIVERA Julia	PER	19 JAN 1977	8	35:46.21	
7	278	SLADE Cassandra Rae	USA	22 JUN 1983	1	36:14.96	
8	216	ARZAPALO Hortencia	PER	29 JUL 1981	2	37:10.63	

Intermediate Times:	1000m	3:34.22	278	SLADE Cassandra Rae (USA)
	2000m	7:04.86	216	ARZAPALO Hortencia (PER)
	3000m	10:38.07	278	SLADE Cassandra Rae (USA)
	4000m	14:07.01	278	SLADE Cassandra Rae (USA)
	5000m	17:29.89	198	ROMERO Marisol Guadalupe (MEX)
	6000m	20:51.34	198	ROMERO Marisol Guadalupe (MEX)
	7000m	24:08.15	198	ROMERO Marisol Guadalupe (MEX)
	8000m	27:27.27	198	ROMERO Marisol Guadalupe (MEX)
	9000m	30:50.27	198	ROMERO Marisol Guadalupe (MEX)

Weather conditions

Temperature: 21°C

Humidity: 28%

Conditions: Sunny

Legend:

PB Personal Best **Rk** Rank



RESULTADOS DETALLADOS

DETAILED RESULTS

WORLD RECORD	2:15:25	RADCLIFFE Paula	GBR London (GBR)	13 APR 2003
PAN AMERICAN GAMES RECORD	2:37:41	OLIVERA Erika	CHI Winnipeg (CAN)	25 JUL 1999

Rk	Bib	Name	NOC Code	Date of Birth	Result	Time Behind				
							10km	20km	30km	40km
1	33	DA SILVA Adriana	BRA	22 JUL 1981	2:36:37	PR				
					36:45 (3)	1:14:07 (3)	1:51:06 (2)	2:28:30 (1)	8:06	
						37:22	36:59	37:23		
2	194	PEREZ Madai	MEX	2 FEB 1980	2:38:03	1:26				
					36:05 (1)	1:12:01 (1)	1:49:36 (1)	2:29:05 (2)	8:57	
						35:56	37:34	39:29		
3	228	TEJEDA Gladys Lucy	PER	30 SEP 1985	2:42:09	5:32				
					36:07 (2)	1:13:38 (2)	1:52:39 (3)	2:33:13 (3)	8:55	
						37:31	39:01	40:34		
4	100	BELMONTE Dailin	CUB	15 OCT 1985	2:43:39	7:02				
					37:29 (8)	1:15:24 (6)	1:53:30 (4)	2:34:43 (4)	8:55	
						37:54	38:06	41:13		
5	71	OLIVERA Erika Alejandra	CHI	4 JAN 1976	2:44:06	7:29				
					37:14 (5)	1:15:10 (5)	1:54:59 (6)	2:35:04 (5)	9:02	
						37:55	39:49	40:04		
6	184	APOLONIO Paula	MEX	27 APR 1978	2:45:03	8:26				
					36:45 (4)	1:14:13 (4)	1:53:46 (5)	2:35:40 (6)	9:22	
						37:28	39:32	41:54		
7	74	ROMERO Natalia Del Carmen	CHI	26 FEB 1980	2:47:35	10:58				
					37:22 (6)	1:16:19 (7)	1:56:34 (7)	2:38:25 (7)	9:10	
						38:56	40:14	41:50		
8	143	CHACHA Rosa Alva	ECU	8 DEC 1982	2:48:40	12:03				
					37:28 (7)	1:16:43 (8)	1:57:19 (8)	2:39:20 (8)	9:20	
						39:14	40:36	42:01		
9	258	HERRON Jacquelyn Camille	USA	25 DEC 1981	2:51:29	14:52				
					37:37 (11)	1:17:17 (10)	1:59:16 (9)	2:42:35 (9)	8:54	
						39:39	41:59	43:18		
10	285	PINEDA Yolimar	VEN	14 NOV 1985	2:51:58	15:20				
					39:15 (16)	1:19:30 (14)	2:00:40 (10)	2:42:49 (10)	9:08	
						40:15	41:10	42:08		
11	110	GARCIA Yailen	CUB	15 JUN 1980	2:57:37	21:00				
					39:00 (13)	1:22:08 (17)	2:03:47 (12)	2:47:50 (11)	9:47	
						43:07	41:38	44:02		
12	96	TRAÑA TRIGUEROS Gabriela	CRC	3 MAR 1980	3:04:29	27:52				
					39:05 (14)	1:20:51 (15)	2:05:29 (14)	2:53:45 (12)	10:43	
						41:45	44:37	48:16		
13	223	MISAYAURI Jemena Helen	PER	11 DEC 1978	3:06:40	30:03				
					37:35 (10)	1:18:29 (11)	2:04:51 (13)	2:55:50 (13)	10:50	
						40:54	46:21	50:59		
14	230	DIAZ Maria Del Pilar	PUR	12 MAR 1981	3:15:17	38:40				
					39:56 (19)	1:21:31 (16)	2:09:06 (15)	3:02:54 (14)	12:23	
						41:34	47:35	53:47		
15	156	CRUZ Dina Judith	GUA	4 JAN 1975	3:22:15	45:37				
					39:31 (17)	1:22:18 (18)	2:14:17 (16)	3:10:26 (15)	11:48	
						42:47	51:59	56:08		



RESULTADOS DETALLADOS

DETAILED RESULTS

WORLD RECORD	2:15:25	RADCLIFFE Paula	GBR London (GBR)	13 APR 2003
PAN AMERICAN GAMES RECORD	2:37:41	OLIVERA Erika	CHI Winnipeg (CAN)	25 JUL 1999

Rk	Bib	Name	NOC Code				Date of Birth	Result	Time Behind
			10km	20km	30km	40km			
77		FERNANDEZ Yolanda	COL				11 JUN 1981	DNF	
			39:09 (15)	1:19:30 (13) 40:21	2:03:12 (11) 43:41				
29		CHAGAS Michele	BRA				15 JUL 1987	DNF	
			37:33 (9)	1:17:06 (9) 39:32					
253		ELY Brett Romano	USA				22 SEP 1979	DNF	
			38:37 (12)	1:19:16 (12) 40:38					
24		PEREIRA Vianka	BOL				22 NOV 1984	DNF	
			40:47 (20)	1:28:26 (19) 47:39					
9		MARAVIGLIA Raquel	ARG				26 OCT 1977	DNF	
			39:31 (18)						

Legend:

DNF Did not Finish **PR** Pan American Record **Rk** Rank



RESULTADOS

RESULTS

WORLD RECORD	8:58.81	SAMITOVA-GALKINA Guinara	RUS	Beijing (CHN)	17 AUG 2008
PAN AMERICAN GAMES RECORD	9:51.13	HEITLING Sabine	BRA	Rio de Janeiro (BRA)	28 JUL 2007

Rk	Bib	Name	NOC Code	Date of Birth	Order	Result	
1	256	HALL Sara Marie	USA	15 APR 1983	3	10:03.16	
2	78	FIGUEROA Angela Maria	COL	28 JUN 1984	2	10:10.14	
3	41	HEITLING Sabine	BRA	2 JUL 1987	1	10:10.98	
4	248	CATHEY Mason Marie	USA	29 APR 1982	6	10:19.10	
5	195	PRIETO Sara Mercedes	MEX	24 SEP 1989	7	10:23.22	PB
6	191	LOPEZ Sandra	MEX	16 APR 1984	11	10:34.90	
7	225	NINAHUAMAN Yony	PER	20 JUL 1990	9	11:00.30	
8	152	PORTILLO Zuna	ESA	30 NOV 1989	8	11:18.40	
9	140	ACUÑA Marlene Concepcion	ECU	10 JUL 1981	5	11:24.12	
10	159	MARROQUIN Evonne Haydee	GUA	19 SEP 1981	10	11:50.31	
11	23	PATZY Hilaria	BOL	12 AUG 1992	4	11:56.42	
	232	RAMOS Beverly	PUR	24 AUG 1987	12	DNF	

Legend:

DNF Did not Finish PB Personal Best Rk Rank



RESULTADOS

RESULTS

WORLD RECORD	12.21	DONKOVA Yordanka	BUL	Stara Zagora (BUL)	20 AUG 1988
PAN AMERICAN GAMES RECORD	12.65	ENNIS-LONDON Deloreen	JAM	Rio de Janeiro (BRA)	25 JUL 2007

SEMIFINAL 1 Start Time: 15:50

Wind: -0.4 m/s

Rk	Bib	Name	NOC Code	Date of Birth	Lane	Reaction Time	Fn	Result
1	86	MERLANO Briggitte Maria	COL	24 APR 1982	3	0.146		13.18 Q
2	68	WHYTE Angela Patricia	CAN	22 MAY 1980	4	0.161		13.18 Q
3	63	GORDON Christie Lee	CAN	5 OCT 1986	8	0.163		13.36 Q
4	46	MACHADO Maila	BRA	22 JAN 1981	6	0.204		13.36 q
5	117	MILANES Belkis	CUB	16 JAN 1990	5	0.176		13.56
6	201	SANTOS Gabriela Belen	MEX	24 NOV 1989	7	0.182		13.85
7	141	CASTILLO Winnie Daniela	ECU	30 OCT 1992	2	0.198		14.37

SEMIFINAL 2 Start Time: 15:57

Wind: +0.4 m/s

Rk	Bib	Name	NOC Code	Date of Birth	Lane	Reaction Time	Fn	Result
1	266	LEWIS Yvette Christine	USA	16 MAR 1985	5	0.167		12.88 Q
2	98	ARENCIBIA Yenima	CUB	25 DEC 1984	6	0.157		13.13 Q
3	79	FLORES Lina Marcela	COL	2 NOV 1984	8	0.198		13.26 Q
4	132	CELESTE IDLETTE Lavonne	DOM	31 OCT 1985	2	0.164		13.40 q
5	162	BERNARDEZ Jeimmy	HON	3 SEP 1983	3	0.180		13.92
6	14	MCDONALD Petra	BAH	17 JUL 1984	7	0.161		14.09
7	219	FRANCIOSI Giuliana Maria	PER	4 AUG 1988	4	0.275		14.67

Qualification: First 3 in each heat (Q) and the next 2 fastest (q) advance to the Final

Weather conditions at the beginning of the 1st heat

Temperature: 2°C Humidity: 25% Conditions: Sunny

Legend:

Fn	False start	q	Qualified by time	Q	Qualified by place	Rk	Rank
----	-------------	---	-------------------	---	--------------------	----	------



RESULTADOS

RESULTS

WORLD RECORD	12.21 DONKOVA Yordanka	BUL	Stara Zagora (BUL)	20 AUG 1988
PAN AMERICAN GAMES RECORD	12.65 ENNIS-LONDON Deloreen	JAM	Rio de Janeiro (BRA)	25 JUL 2007

Wind: -0.1 m/s

Rk	Bib	Name	NOC Code	Date of Birth	Lane	Reaction Time	Fn	Result
1	266	LEWIS Yvette Christine	USA	16 MAR 1985	3	0.182		12.82
2	68	WHYTE Angela Patricia	CAN	22 MAY 1980	5	0.161		13.082
3	79	FLORES Lina Marcela	COL	2 NOV 1984	8	0.159		13.089
4	86	MERLANO Brigitte Maria	COL	24 APR 1982	4	0.159		13.10
5	46	MACHADO Maila	BRA	22 JAN 1981	2	0.177		13.14 SB
6	98	ARENCIBIA Yenima	CUB	25 DEC 1984	6	0.152		13.22
7	63	GORDON Christie Lee	CAN	5 OCT 1986	7	0.137		13.48
8	132	CELESTE IDLETTE Lavonne	DOM	31 OCT 1985	1	0.155		13.62

Weather conditions

Temperature: 25°C

Humidity: 16%

Conditions: Sunny

Legend:

Fn False start Rk Rank SB Season Best



RESULTADOS

RESULTS

WORLD RECORD	52.34	PECHONKINA Yuliya	RUS Tula (RUS)	8 AUG 2003
PAN AMERICAN GAMES RECORD	53.44	PERNIA Daimi	CUB Winnipeg (CAN)	28 JUL 1999

HEAT 1 Start Time: 15:50

Rk	Bib	Name	NOC Code	Date of Birth	Lane	Reaction Time	Fn	Result
1	90	OLIVEROS Maria Princesa	COL	10 AUG 1975	8	0.161		57.55 Q PB
2	147	JARAMILLO Luci Maria Del Carmen	ECU	23 FEB 1983	6	0.151		58.54 Q PB
3	262	JAMESON Takecia Ryelle	USA	11 AUG 1989	7	0.159		58.68 Q
4	202	SAVIÑON Karla Adriana	MEX	20 JUN 1987	4	0.163		59.00 q
5	175	MORGAN Sheryl	JAM	6 NOV 1983	3	0.169		59.59
6	15	SEYMOUR Katrina Georgina	BAH	7 JAN 1993	2	0.187		1:00.34
7	209	AGUILERA Jessica Carolina	NCA	26 JUN 1985	5	0.175		1:03.75

HEAT 2 Start Time: 15:58

Rk	Bib	Name	NOC Code	Date of Birth	Lane	Reaction Time	Fn	Result
1	95	SCOTT NORMAN Sharolyns	CRC	27 OCT 1983	2	0.281		57.23 Q PB
2	259	HILL Mackenzie Mcclain	USA	5 JAN 1986	8	0.165		57.82 Q
3	137	OSANA VALERIO Yolanda	DOM	11 AUG 1987	3	0.192		57.86 Q
4	44	LIMA Jailma	BRA	31 DEC 1986	6	0.364		58.29 q
5	242	RODRIGUEZ Deborah Lizeth	URU	2 DEC 1992	5	0.277		1:00.72
6	166	CLAYTON Rushell	JAM	18 OCT 1992	7	0.538		1:03.44

Qualification: First 3 in each heat (Q) and the next 2 fastest (q) advance to the Final

Weather conditions at the beginning of the 1st heat

Temperature: 21°C Humidity: 28% Conditions: Sunny

Legend:

Fn False start **PB** Personal Best **q** Qualified by time **Q** Qualified by place
Rk Rank



RESULTADOS

RESULTS

WORLD RECORD	2.09 KOSTADINOVA Stefka	BUL Rome (ITA)	30 AUG 1987
PAN AMERICAN GAMES RECORD	1.96 SOMMER Coleen	USA Indianapolis (USA)	13 AUG 1987

Rk	Bib	Name	NOC Code	Date of Birth	1.60	1.65	1.70	1.75	1.78	1.81	1.84	Result	
					1.87	1.89	1.91	1.89					
1	116	MAYOR Lesyani	CUB	8 JUL 1989	-	-	-	O	-	O	O	1.89	SB
					O	O	XXX	O					
2	288	ROJAS Marielis	VEN	22 APR 1981	-	O	O	O	O	O	O	1.89	SB
					O	O	XXX	X					
3	196	RIFKA Maria Romery	MEX	23 DEC 1970	-	-	O	O	O	O	XXO	1.89	
					XO	O	XXX						
4	272	MULLEN Deirdre Ann	USA	21 MAY 1982	-	-	-	-	-	O	O	1.84	
					XXX								
5	48	MARTINS Valdileia	BRA	19 SEP 1989	-	-	-	O	O	O	XXO	1.84	
					XXX								
6	185	AYALA Fabiola Elizabeth	MEX	31 DEC 1986	-	-	O	O	O	XO	XXO	1.84	
					XXX								
7	182	SPENCER Levern Donaline	LCA	23 JUN 1984	-	-	-	-	-	O	X-	1.81	
					-	-	XX						
8	180	WILLIAMSON Kimberley	JAM	2 OCT 1993	-	O	O	XO	XO	XXX		1.78	
9	227	SARAVIA Gabriela Ana	PER	10 JUL 1990	O	O	XXX					1.65	
10	10	RODRIGUEZ JS	ARG	16 JUL 1981	XO	XXO	XXX					1.65	

Legend:

-	Pass	O	Clearance	Rk	Rank	SB	Season Best
X	Failure						



RESULTADOS

RESULTS

WORLD RECORD	5.06 ISINBAYEVA Yelena	RUS Zurich (SUI)	28 AUG 2009
PAN AMERICAN GAMES RECORD	4.60 MURER Fabiana	BRA Rio de Janeiro (BRA)	23 JUL 2007

Rk	Bib	Name	NOC Code	Date of Birth	3.40	3.55	3.70	3.85	4.00	4.10	4.20	Result
					4.30	4.40	4.50	4.60	4.65	4.70	4.75	
					4.80							
1	128	SILVA Yarisley	CUB	1 JUN 1987	-	-	-	-	-	-	-	4.75 PR
					O	O	O	O	-	O	O	
					XXX							
2	50	MURER Fabiana	BRA	16 MAR 1981	-	-	-	-	-	-	-	4.70
					-	-	XXO	X-	XO	O	X-	
					XX							
3	260	HOLLIDAY Rebecca	USA	12 MAR 1980	-	-	-	-	-	XO	-	4.30
					O	-	XXX					
4	55	SILVA Karla	BRA	12 NOV 1984	-	-	-	-	-	-	O	4.30
					XO	XXX						
5	283	MONTEROLA Keisa	VEN	26 FEB 1988	-	-	-	-	XO	O	O	4.30
					XXO	XXX						
6	6	GARCIA FLOOD Alejandra	ARG	16 MAR 1973	-	-	-	-	XO	XO	O	4.20
					XXX							
7	102	CABALLERO Daylis	CUB	6 MAR 1988	-	-	-	-	O	O	XXX	4.10
7	66	ROBSON Victoria Elizabeth	CAN	4 APR 1985	-	-	-	-	-	O	XXX	4.10
9	8	INCHAUSTI Daniela	ARG	3 APR 1978	-	-	O	O	O	XXX		4.00
10	186	CORREA CV	MEX	5 DEC 1988	-	O	O	O	XXX			3.85
11	207	VILLAR Cecilia	MEX	22 NOV 1982	-	O	O	XXO	XXX			3.85
12	241	GYURCSEK Deborah	URU	7 DEC 1978	-	XXO	XO	XXX				3.70
13	218	FERRAND Maria Isabel	PER	27 NOV 1981	XO	O	XXX					3.55



RESULTADOS

RESULTS

WORLD RECORD	5.06 ISINBAYEVA Yelena	RUS Zurich (SUI)	28 AUG 2009
PAN AMERICAN GAMES RECORD	4.60 MURER Fabiana	BRA Rio de Janeiro (BRA)	23 JUL 2007

Rk	Bib	Name	NOC Code	Date of Birth	3.40	3.55	3.70	3.85	4.00	4.10	4.20	Result
					4.30	4.40	4.50	4.60	4.65	4.70	4.75	
					4.80							
14	220	FU Jessica Diana	PER	12 FEB 1987	-	XXO	XXX					3.55
15	211	AMARILLA Catalina	PAR	14 JAN 1992	XO	XXX						3.40
	234	ZAMBRANA Andrea	PUR	25 JUN 1981	-	-	-	XXX				NM

Weather conditions

Temperature: 21°C

Humidity: 28%

Conditions: Sunny

Legend:

-	Pass	NM	No Mark	O	Clearance	PR	Pan American Record
Rk	Rank	X	Failure				



RESULTADOS

RESULTS

WORLD RECORD	7.52 CHISTYAKOVA Galina	URS Leningrad (URS)	11 JUN 1988
PAN AMERICAN GAMES RECORD	7.45 JOYNER-KERSEE Jackie	USA Indianapolis (USA)	13 AUG 1987

Rk	Bib	Name	NOC Code	Date of Birth	1	2	3	4	5	6	Result	Wind
1	47	MAGGI Maurren	BRA	25 JUN 1976	6.58 +0.1	6.80 +0.1	6.94 +1.1	-	6.60 -0.7	-	6.94 SB	+1.1
2	268	MARSHALL SY	USA	9 SEP 1983	6.73 +2.2	6.43 +1.4	6.46 -2.8	X	6.28 +0.1	6.08 +0.9	6.73	+2.2
3	84	IBARGUEN Catherine	COL	12 FEB 1984	6.58 +0.3	6.46 +1.7	6.48 +0.1	6.63 +1.6	6.44 +2.2	6.49 +2.0	6.63 PB	+1.6
4	112	GIRAT Suslaidy	CUB	19 AUG 1987	6.60 -0.1	6.31 -1.8	X	6.45 -1.7	X	X	6.60	-0.1
5	31	COSTA Keila	BRA	6 FEB 1983	6.37 -0.7	X	6.22 +1.7	6.35 +0.2	6.36 +0.5	6.32 -0.4	6.37	-0.7
6	59	BAYLEY Krysia	CAN	21 JAN 1984	6.36 +0.6	6.27 -1.5	X	X	X	6.32 -1.2	6.36	+0.6
7	274	POLK Tori Rashaunda	USA	21 SEP 1983	6.34 -0.1	6.05 +1.2	X	6.02 -0.4	X	6.10 +0.5	6.34	-0.1
8	189	FLORES Zoila Aridt	MEX	29 AUG 1989	6.08 -0.1	6.22 +2.8	6.08 +1.3	5.85 +0.9	6.16 +1.1	6.06 -0.7	6.22	+2.8
9	204	TREVIÑO YA	MEX	3 AUG 1989	6.17 -0.8	6.18 +0.1	X				6.18	+0.1
10	73	PAVEZ Daniela Claudia	CHI	6 MAR 1982	X	5.96 +2.1	5.99 0.0				5.99	0.0
11	19	FLORES Tricia	BIZ	29 DEC 1979	5.28 +2.2	5.76 +2.1	5.88 -1.0				5.88 SB	-1.0
12	172	LEVY Yanique	JAM	30 OCT 1983	X	5.81 +0.4	X				5.81	+0.4
13	181	WILSON Nickevea	JAM	11 MAY 1992	X	X	5.44 -0.7				5.44	-0.7

Starting order	1	2	3	4	5	6	7	8	9	10	11	12	13
Initial	112	204	19	189	181	274	268	73	47	59	31	172	84
4th and 5th attempts	189	274	59	31	84	112	268	47					
6th attempt	189	274	59	31	112	84	268	47					

Weather conditions

Temperature: 25°C Humidity: 16% Conditions: Sunny

Legend:

- Pass **PB** Personal Best **Rk** Rank **SB** Season Best
X Failure



RESULTADOS

RESULTS

WORLD RECORD	15.50 KRAVETS Inessa	UKR Gothenburg (SWE)	10 AUG 1995
PAN AMERICAN GAMES RECORD	14.80 SAVIGNE Yargelis	CUB Rio de Janeiro (BRA)	27 JUL 2007

Rk	Bib	Name	NOC Code	Date of Birth	1	2	3	4	5	6	Result	Wind
1	84	IBARGUEN Catherine	COL	12 FEB 1984	14.80 +1.2	14.49 0.0	14.75 -0.2	X	14.73 -0.2	14.92 +0.1	14.92 PR	+0.1
2	127	SAVIGNE Yargelis	CUB	13 NOV 1984	14.10 +1.9	X	14.36 -0.5	13.19 -0.1	13.90 +0.3	X	14.36	-0.5
3	111	GAY Mabel	CUB	5 MAY 1983	13.47 +0.8	14.08 -0.4	14.28 +0.4	X	14.23 +0.6	14.24 +0.1	14.28	+0.4
4	31	COSTA Keila	BRA	6 FEB 1983	13.77 +1.4	13.85 +0.2	13.89 +1.4	13.89 -0.5	14.01 +0.6	13.93 +0.2	14.01	+0.6
5	237	ALEXANDER Ayanna	TRI	20 JUL 1982	13.48 +0.6	13.54 +0.6	13.40 +1.1	13.53 -0.8	13.02 +0.2	13.43 +0.9	13.54	+0.6
6	267	MANNING CL	USA	15 APR 1986	13.53 +0.3	X	X	13.18 -0.4	12.99 +0.3	X	13.53	+0.3
7	266	LEWIS Yvette Christine	USA	16 MAR 1985	12.84 +0.1	X	13.17 +0.3	12.89 0.0	12.99 -0.5	-	13.17	+0.3
8	208	VILLAREAL AY	MEX	12 JAN 1986	X	X	12.92 +0.4	13.06 -1.0	12.77 -0.6	12.66 -0.2	13.06	-1.0
9	157	CRUZ EM	GUA	3 DEC 1990	12.83 +2.1	X	12.86 +1.4				12.86	+1.4
10	134	JOSE TIMA Ana Lucia	DOM	10 OCT 1989	12.69 +0.4	12.69 +0.9	12.80 +1.4				12.80	+1.4
11	149	PACHITO Mayra Nadia	ECU	28 OCT 1985	12.74 +1.3	12.30 +1.0	X				12.74	+1.3
12	205	TRIANA JRM	MEX	18 JUN 1987	X	12.58 +1.0	X				12.58	+1.0
13	161	DELAUNAY Pascale	HAI	21 SEP 1982	X	12.30 -0.2	12.41 +1.5				12.41	+1.5
14	21	VAUGHN Kay-De	BIZ	8 MAY 1986	X	11.49 +0.8	11.64 +0.6				11.64	+0.6



RESULTADOS

RESULTS

WORLD RECORD	15.50	KRAVETS Inessa	UKR	Gothenburg (SWE)	10 AUG 1995
PAN AMERICAN GAMES RECORD	14.80	SAVIGNE Yargelis	CUB	Rio de Janeiro (BRA)	27 JUL 2007

Rk	Bib	Name	NOC Code	Date of Birth	1	2	3	4	5	6	Result	Wind
15	155	CAMARGO Ana Lucia	GUA	23 JUN 1991	X	X	11.59				11.59	-0.2

Starting order	1	2	3	4	5	6	7	8	9	10	11	12	13	14
Initial	266	134	111	161	157	31	21	155	127	84	149	267	237	208
4th and 5th attempts	208	266	267	237	31	111	127	84						
6th attempt	208	266	267	237	31	111	127	84						

Starting order	15													
Initial	205													
4th and 5th attempts														
6th attempt														

Legend:

- Pass PR Pan American Record Rk Rank X Failure



RESULTADOS

RESULTS

WORLD RECORD	22.63	LISOVSKAYA Natalya	URS	Moscow (RUS)	7 JUN 1987
PAN AMERICAN GAMES RECORD	19.34	SARRIA Maria	CUB	Caracas (VEN)	28 AUG 1983

Rk	Bib	Name	NOC Code	Date of Birth	1	2	3	4	5	6	Result
1	113	GONZALEZ Misleydis	CUB	19 JUN 1978	18.09	18.25	18.51	18.52	18.55	18.57	18.57
2	238	BOREL Cleopatra	TRI	10 MAR 1979	18.32	18.46	18.07	18.42	18.22	X	18.46 PB
3	247	CARTER Michelle Denee	USA	12 OCT 1985	17.22	18.09	X	18.03	17.84	17.85	18.09
4	130	VARGAS Mailin	CUB	24 MAY 1983	17.98	X	17.82	17.78	X	X	17.98
5	69	DUCO Natalia	CHI	31 JAN 1989	X	16.77	17.56	X	17.51	17.17	17.56
6	176	NORTHOVER Zara	JAM	3 JUN 1984	16.09	15.46	16.19	15.30	16.64	16.23	16.64 PB
7	257	HASSLEN Alyssa Ann	USA	13 MAY 1991	16.50	16.32	16.52	X	16.56	X	16.56
8	94	RIVAS Anyela Marcela	COL	13 AUG 1989	15.77	16.18	16.00	X	X	16.43	16.43
9	131	HENRY Vanessa	DMA	11 SEP 1990	14.04	X	13.83				14.04
	49	MEDEIROS Keely	BRA	30 APR 1987	X	X	X				NM

Starting order	1	2	3	4	5	6	7	8	9	10
Initial	49	247	257	113	238	69	94	176	131	130
4th and 5th attempts	94	176	257	69	130	247	238	113		
6th attempt	94	257	176	69	130	247	238	113		

Weather conditions

Temperature: 21°C

Humidity: 49%

Conditions: Sunny

Legend:

NM No Mark **PB** Personal Best **Rk** Rank **X** Failure



RESULTADOS

RESULTS

WORLD RECORD	76.80 REINSCH Gabriele	GDR Neubrandenburg (GER)	9 JUL 1988
PAN AMERICAN GAMES RECORD	65.58 MARTEN Maritza	CUB Indianapolis (USA)	10 AUG 1987

Rk	Bib	Name	NOC Code	Date of Birth	1	2	3	4	5	6	Result
1	99	BARRIOS Yarelys	CUB	12 JUL 1983	66.40	62.88	X	63.13	63.41	61.39	66.40 PR
2	280	THURMOND Aretha Dawn	USA	14 AUG 1976	57.59	56.69	57.75	59.16	59.53	X	59.53
3	103	CABALLERO Denia	CUB	13 JAN 1990	58.63	X	57.42	X	X	54.82	58.63
4	265	LEWIS-SMALLWOOD GG	USA	1 APR 1979	X	51.92	52.08	57.34	X	X	57.34
5	70	GALLARDO Karen Pamela	CHI	6 MAR 1984	54.10	57.13	56.06	57.17	X	X	57.17
6	3	COMBA Barbara Rocio	ARG	14 JUL 1987	X	54.12	X	56.05	X	54.98	56.05 SB
7	28	BORGES Fernanda	BRA	26 JUL 1988	X	52.75	52.53	X	54.56	53.75	54.56
8	27	ADRIANO Elisangela	BRA	27 JUL 1972	X	X	54.08	X	53.46	X	54.08
9	177	RANDALL Allison	JAM	25 FEB 1988	45.96	49.42	50.90				50.90
10	188	ESTRADA Irais	MEX	24 MAY 1987	44.66	47.58	49.52				49.52
11	229	BORRERO Brittni	PUR	9 OCT 1987	46.87	X	X				46.87

Starting order	1	2	3	4	5	6	7	8	9	10	11
Initial	188	99	70	177	103	28	3	280	229	265	27
4th and 5th attempts	265	28	27	3	70	280	103	99			
6th attempt	27	28	3	70	265	103	280	99			

Legend:

PR	Pan American Record	Rk	Rank	SB	Season Best	X	Failure
-----------	---------------------	-----------	------	-----------	-------------	----------	---------



RESULTADOS

RESULTS

WORLD RECORD	79.42 HEIDLER Betty	GER Halle (GER)	21 MAY 2011
PAN AMERICAN GAMES RECORD	75.20 MORENO Yipsi	CUB Rio de Janeiro (BRA)	23 JUL 2007

Rk	Bib	Name	NOC Code	Date of Birth	1	2	3	4	5	6	Result
1	118	MORENO Yipsi	CUB	19 NOV 1980	73.67	X	X	X	X	75.62	75.62 PR
2	62	FRIZELL Sultana	CAN	24 OCT 1984	65.09	X	66.96	68.90	70.11	25.74	70.11
3	246	CAMPBELL Amber	USA	5 JUN 1981	66.54	X	X	69.93	X	X	69.93
4	129	THONDIKE Arasay Maria	CUB	28 MAY 1986	68.88	X	X	X	X	64.97	68.88
5	255	GODSEY Keelin Corbyn	USA	2 JAN 1984	67.84	65.06	X	67.24	62.61	61.41	67.84
6	4	DAHLGREN Jennifer	ARG	21 APR 1984	X	65.99	X	X	67.11	X	67.11
7	72	PALMA OJC	CHI	7 AUG 1982	X	X	63.69	X	X	64.79	64.79
8	287	RODRIGUEZ Rosa	VEN	2 JUL 1986	64.07	64.78	X	X	X	63.08	64.78
9	57	SOARES Josiane	BRA	21 JUN 1976	59.73	X	61.47				61.47
10	67	SMITH Crystal	CAN	3 MAR 1981	X	60.26	X				60.26
11	1	CHARLES Althea	ANT	12 OCT 1989	52.86	56.89	59.49				59.49 PB
12	87	MORENO Eli Yohana	COL	15 APR 1985	X	56.91	59.23				59.23
13	169	GRANT Natalie	JAM	25 MAY 1981	X	X	57.73				57.73
14	148	MINA Zuleyma Eloisa	ECU	5 JUN 1990	57.16	X	56.72				57.16

Starting order	1	2	3	4	5	6	7	8	9	10	11	12	13	14
Initial	1	129	57	287	148	255	72	169	62	87	67	4	118	246
4th and 5th attempts	72	287	4	246	62	255	129	118						
6th attempt	72	287	4	255	129	246	62	118						

Weather conditions

Temperature: 21°C

Humidity: 28%

Conditions: Sunny

Legend:

PB Personal Best **PR** Pan American Record **Rk** Rank **X** Failure



RESULTADOS

RESULTS

WORLD RECORD	72.28 SPOTAKOVA Barbora	CZE Stuttgart (GER)	13 SEP 2008
PAN AMERICAN GAMES RECORD	65.85 MENÉNDEZ Osleidys	CUB Winnipeg (CAN)	25 JUL 1999

Rk	Bib	Name	NOC Code	Date of Birth	1	2	3	4	5	6	Result
1	252	DESHASIER Alicia Ann	USA	15 APR 1984	58.01	X	53.69	53.57	53.87	X	58.01 PB
2	125	RIBIAUX Yainelis	CUB	30 DEC 1987	55.67	X	55.29	X	54.01	56.21	56.21
3	107	CRUZ Yanet	CUB	8 FEB 1988	56.19	X	X	55.68	X	55.56	56.19
4	284	PARRA Yusbely	VEN	21 FEB 1987	50.01	51.72	49.11	53.49	51.54	49.42	53.49
5	231	ORTIZ Coralys	PUR	16 APR 1985	52.81	X	X	X	49.92	X	52.81
6	136	NUÑEZ ESTHER Fresa Iris	DOM	24 JUL 1989	48.87	51.54	50.81	51.79	51.69	51.26	51.79
7	174	MCKOY Olivia	JAM	1 DEC 1973	50.55	51.07	51.40	X	X	50.89	51.40
8	178	RIETTIE Kateema	JAM	5 DEC 1973	50.97	X	47.91	X	X	X	50.97
9	13	EVE Laverne	BAH	16 JUN 1965	X	50.82	X				50.82 SB
10	243	ALLGOOD Avione Larie	USA	14 DEC 1993	47.32	X	50.37				50.37
11	214	SUBELDIA Olga Katryna	PAR	6 JAN 1986	48.01	49.89	49.17				49.89
12	190	GOMEZ Abigail	MEX	31 JAN 1991	X	45.19	49.15				49.15
13	212	FRANCO Leryn Dahiana	PAR	1 MAR 1982	48.70	X	X				48.70
14	210	RUGAMA Dalila Olivia	NCA	9 APR 1984	46.82	X	X				46.82
15	38	E SILVA Laila	BRA	30 JUL 1982	46.43	46.01	45.74				46.43

Starting order	1	2	3	4	5	6	7	8	9	10	11	12	13	14
Initial	212	252	107	125	214	190	174	210	136	178	38	243	13	284
4th and 5th attempts	178	174	136	284	231	125	107	252						
6th attempt	178	174	136	231	284	125	107	252						

Starting order	15													
Initial	231													
4th and 5th attempts														
6th attempt														

Weather conditions

Temperature: 21°C








Humidity: 49%






Conditions: Sunny

Legend:

PB Personal Best **Rk** Rank **SB** Season Best **X** Failure

Heptatlón Femenil

Puesto	Dorsal	Nombre	Puntos	Puntos detrás				
1	36	 DA SILVA Lucimara	6133		PB			
		100m V	Altura	Bala	200m	Longitud	Jabalina	800m
		13.50	1.80	12.93	24.76	6.36	42.03	2:21.39
		+0.5			+0.7	+0.2		
		1050 (1)	978 (1)	723 (3)	909 (2)	962 (1)	706 (3)	805 (4)
		1050 (1)	2028 (1)	2751 (1)	3660 (1)	4622 (1)	5328 (1)	6133 (1)
2	121	 PEDROSO Yasmianny	5710	423				
		100m V	Altura	Bala	200m	Longitud	Jabalina	800m
		14.13	1.74	14.63	25.48	5.87	44.23	2:36.88
		+0.5			+1.4	+1.2		
		960 (5)	903 (2)	836 (1)	843 (9)	810 (2)	749 (2)	609 (11)
		960 (5)	1863 (2)	2699 (2)	3542 (2)	4352 (2)	5101 (2)	5710 (2)
3	135	 MANZANILLO Francia	5644	489	PB			
		100m V	Altura	Bala	200m	Longitud	Jabalina	800m
		14.12	1.59	12.89	24.87	5.40	46.73	2:16.46
		+0.5			+0.7	-1.6		
		961 (4)	724 (9)	720 (4)	899 (5)	671 (10)	797 (1)	872 (3)
		961 (4)	1685 (8)	2405 (7)	3304 (5)	3975 (5)	4772 (4)	5644 (3)
4	124	 QUINTANA Gretchen	5544	589				
		100m V	Altura	Bala	200m	Longitud	Jabalina	800m
		13.98	1.65	12.88	24.45	5.75	35.21	2:24.71
		+0.5			+0.7	-0.7		
		981 (3)	795 (7)	719 (5)	938 (1)	774 (3)	576 (9)	761 (7)
		981 (3)	1776 (6)	2495 (3)	3433 (3)	4207 (3)	4783 (3)	5544 (4)
5	12	 ZERBONI Agustina	5472	661	PB			
		100m V	Altura	Bala	200m	Longitud	Jabalina	800m
		13.66	1.59	12.74	24.84	5.44	39.79	2:24.51
		+0.5			+0.7	-2.2		
		1027 (2)	724 (9)	710 (6)	902 (4)	683 (7)	663 (5)	763 (6)
		1027 (2)	1751 (7)	2461 (5)	3363 (4)	4046 (4)	4709 (5)	5472 (5)
6	199	 RUIZ Chrystal	5346	787				
		100m V	Altura	Bala	200m	Longitud	Jabalina	800m
		14.20	1.68	9.87	24.83	5.68	31.88	2:16.02
		+0.5			+0.7	+0.5		
		950 (6)	830 (5)	521 (12)	902 (3)	753 (4)	512 (11)	878 (2)
		950 (6)	1780 (5)	2301 (10)	3203 (8)	3956 (6)	4468 (8)	5346 (6)
7	282	 GONZALEZ Gullercy	5251	882				
		100m V	Altura	Bala	200m	Longitud	Jabalina	800m
		14.30	1.74	10.95	25.47	5.41	35.34	2:27.52
		+1.8			+1.4	-0.8		
		936 (9)	903 (3)	592 (10)	844 (8)	674 (9)	578 (8)	724 (8)
		936 (9)	1839 (4)	2431 (6)	3275 (6)	3949 (7)	4527 (6)	5251 (7)

8	203	 SCHLESKE Karla	5184	949				
		100m V	Altura	Bala	200m	Longitud	Jabalina	800m
		14.25	1.74	11.74	26.20	5.17	36.40	2:28.66
		+1.8			+1.4	-1.0		
		943 (7)	903 (4)	644 (9)	780 (11)	606 (13)	598 (7)	710 (9)
		943 (7)	1846 (3)	2490 (4)	3270 (7)	3876 (8)	4474 (7)	5184 (8)
9	213	 PIRELLI Anna Camila Donatella	5157	976	PB			
		100m V	Altura	Bala	200m	Longitud	Jabalina	800m
		14.87	1.56	13.00	25.85	5.18	41.50	2:24.24
		+1.8			+1.4	-0.4		
		859 (12)	689 (12)	727 (2)	810 (10)	609 (12)	696 (4)	767 (5)
		859 (12)	1548 (11)	2275 (11)	3085 (10)	3694 (11)	4390 (9)	5157 (9)
10	17	 SMITH Shianne Kristin Jennifer	5113	1020				
		100m V	Altura	Bala	200m	Longitud	Jabalina	800m
		14.50	1.50	10.47	25.04	5.63	31.95	2:15.37
		+1.8			+0.7	0.0		
		909 (10)	621 (13)	560 (11)	883 (7)	738 (6)	514 (10)	888 (1)
		909 (10)	1530 (12)	2090 (12)	2973 (12)	3711 (10)	4225 (11)	5113 (10)
11	261	 INGRAM Bridgette Monique	4809	1324				
		100m V	Altura	Bala	200m	Longitud	Jabalina	800m
		14.75	1.65	11.95	27.18	5.38	31.52	2:36.47
		+1.8			+1.4	+1.3		
		875 (11)	795 (8)	658 (8)	697 (13)	665 (11)	505 (12)	614 (10)
		875 (11)	1670 (9)	2328 (9)	3025 (11)	3690 (12)	4195 (12)	4809 (11)
12	164	 KIRBY Wanetta I	4143	1990				
		100m V	Altura	Bala	200m	Longitud	Jabalina	800m
		17.99	1.68	8.45	24.98	5.65	20.78	2:50.38
		+0.5			+0.7	-1.0		
		489 (13)	830 (6)	428 (13)	889 (6)	744 (5)	303 (13)	460 (12)
		489 (13)	1319 (13)	1747 (13)	2636 (13)	3380 (13)	3683 (13)	4143 (12)



RESULTADOS DETALLADOS

DETAILED RESULTS

WORLD RECORD	1:25:08 SOKOLOVA Vera	RUS Sochi (RUS)	26 FEB 2011
PAN AMERICAN GAMES RECORD	1:34:19 MENDOZA Graciela	MEX Winnipeg (CAN)	26 JUL 1999

Rk	Bib	Name	NOC Code		Date of Birth		Result	Time Behind	RC	
	2km	4km	6km	8km	10km	12km	14km	16km	18km	
1	158	FRANCO Jamy Amarilis	GUA		1 JUL 1991		1:32:38		PR	
	8:46 (1)	17:51 (2)	27:14 (2)	36:48 (2)	46:12 (1)	55:19 (1)	1:04:33 (1)	1:13:55 (1)	1:23:19 (1)	9:18
		9:05	9:23	9:33	9:24	9:06	9:13	9:22	9:24	9:18
2	160	ORTIZ Mirna Sucely	GUA		28 FEB 1987		1:33:37	0:58	~	PB
	8:46 (2)	17:51 (1)	27:14 (1)	36:47 (1)	46:15 (2)	55:39 (2)	1:05:06 (2)	1:14:33 (2)	1:24:08 (2)	9:28
		9:04	9:23	9:33	9:27	9:23	9:27	9:26	9:35	9:28
3	82	HERNANDEZ Ingrid Johana	COL		29 NOV 1988		1:34:06	1:27		
	8:49 (3)	18:02 (4)	27:34 (5)	37:06 (3)	46:29 (3)	55:54 (3)	1:05:24 (3)	1:15:01 (3)	1:24:34 (3)	9:31
		9:12	9:32	9:31	9:23	9:25	9:29	9:37	9:33	9:31
4	187	EQUIHUA Monica	MEX		23 SEP 1982		1:34:50	2:11		PB
	8:59 (7)	18:16 (7)	27:44 (6)	37:13 (7)	46:46 (7)	56:24 (6)	1:06:04 (4)	1:15:43 (4)	1:25:17 (4)	9:33
		9:17	9:28	9:29	9:33	9:37	9:40	9:38	9:33	9:33
5	193	ORTIZ Rosalia	MEX		3 SEP 1987		1:36:10	3:32	~	PB
	8:50 (4)	18:01 (3)	27:34 (3)	37:09 (6)	46:43 (6)	56:24 (5)	1:06:10 (6)	1:15:50 (5)	1:26:00 (5)	10:10
		9:11	9:33	9:34	9:34	9:40	9:46	9:39	10:10	10:10
6	91	ORJUELA Arabelly	COL		24 JUL 1988		1:36:50	4:11	>	
	8:50 (5)	18:04 (5)	27:34 (4)	37:06 (4)	46:37 (5)	56:25 (7)	1:06:26 (7)	1:16:38 (7)	1:26:54 (6)	9:55
		9:14	9:30	9:31	9:31	9:47	10:01	10:12	10:15	9:55
7	26	VALDERRAMA Claudia	BOL		13 NOV 1983		1:37:32	4:53	>	PB
	9:10 (11)	18:40 (11)	28:19 (11)	38:00 (11)	47:42 (9)	57:36 (10)	1:07:28 (9)	1:17:25 (8)	1:27:34 (7)	9:58
		9:29	9:39	9:40	9:41	9:54	9:52	9:57	10:08	9:58
8	146	GUAMAN Yadira Alexandra	ECU		8 JUN 1986		1:38:42	6:04		
	9:35 (14)	19:29 (14)	29:13 (13)	38:59 (13)	48:51 (13)	58:46 (13)	1:08:35 (12)	1:18:37 (9)	1:28:47 (8)	9:55
		9:53	9:44	9:45	9:51	9:55	9:48	10:01	10:10	9:55
9	270	MICHTA Maria Lynn	USA		23 JUN 1986		1:38:47	6:09		
	9:47 (15)	19:39 (15)	29:20 (15)	39:02 (14)	48:57 (14)	58:54 (14)	1:08:53 (13)	1:18:56 (10)	1:28:59 (9)	9:48
		9:51	9:41	9:42	9:54	9:57	9:58	10:02	10:02	9:48
10	22	IRUSTA Geovana	BOL		26 SEP 1975		1:41:43	9:05		PB
	9:19 (12)	18:52 (12)	28:26 (12)	38:16 (12)	48:08 (12)	58:09 (11)	1:08:31 (11)	1:19:10 (11)	1:30:22 (10)	11:20
		9:33	9:34	9:49	9:52	10:00	10:21	10:39	11:12	11:20
11	289	ROSALES Milangela	VEN		21 FEB 1987		1:43:17	10:38		
	8:50 (6)	18:08 (6)	27:45 (7)	37:25 (8)	47:44 (11)	58:17 (12)	1:09:23 (14)	1:20:38 (12)	1:31:47 (11)	11:29
		9:18	9:37	9:39	10:18	10:33	11:06	11:14	11:08	11:29
12	224	MORALES Farilus Eliana	PER		17 DEC 1988		1:45:38	12:59	>	
	9:26 (13)	19:13 (13)	29:19 (14)	39:30 (15)	49:57 (15)	1:00:42 (15)	1:11:39 (15)	1:22:51 (13)	1:34:14 (12)	11:23
		9:47	10:05	10:10	10:27	10:44	10:57	11:11	11:23	11:23
	254	FORGUES Lauren Michelle	USA		16 APR 1988		DNF	~		
	9:48 (17)	19:49 (16)	29:54 (16)	40:16 (16)	50:50 (16)	1:01:31 (16)				
		10:00	10:04	10:21	10:34	10:40				
	45	LOPES Cisiane	BRA		17 FEB 1983		DNF			
	9:48 (16)	20:15 (17)	30:56 (17)	41:46 (17)	52:40 (17)	1:03:55 (17)				
		10:27	10:40	10:50	10:53	11:14				
	150	PEREZ Paola Bibiana	ECU		21 DEC 1989		DQ	>>~		
	9:10 (10)	18:40 (10)	28:19 (10)	37:52 (9)	47:31 (8)	57:08 (8)	1:06:49 (8)			
		9:30	9:39	9:32	9:39	9:37	9:40			



RESULTADOS DETALLADOS

DETAILED RESULTS

WORLD RECORD	1:25:08	SOKOLOVA Vera	RUS Sochi (RUS)	26 FEB 2011
PAN AMERICAN GAMES RECORD	1:34:19	MENDOZA Graciela	MEX Winnipeg (CAN)	26 JUL 1999

Rk	Bib	Name	NOC Code		Date of Birth		Result	Time Behind	RC	
	2km	4km	6km	8km	10km	12km	14km	16km	18km	
	126 RODRIGUEZ Leisy		CUB		6 MAY 1986		DQ		~~>	
9:07 (8)	18:34 (9)	28:12 (9)	37:52 (10)	47:43 (10)	57:34 (9)	1:07:28 (10)				
	9:26	9:38	9:40	9:51	9:50	9:54				
	54 SENA Erica		BRA		3 MAY 1985		DQ		~~>	
9:09 (9)	18:28 (8)	27:51 (8)	37:07 (5)	46:37 (4)	56:19 (4)	1:06:10 (5)	1:15:50 (6)			
	9:19	9:23	9:15	9:30	9:41	9:51	9:40			

Legend:	~	Lost contact	>	Bent knee	DNF	Did not Finish	DQ	Disqualified
	PB	Personal Best	PR	Pan American Record	RC	Red Card	Rk	Rank



RESULTADOS

RESULTS

WORLD RECORD	41.37 EAST GERMANY	GDR Canberra (AUS)	6 OCT 1985
PAN AMERICAN GAMES RECORD	42.62 JAMAICA	JAM Winnipeg (CAN)	30 JUL 1999

Rk	Bib	NOC	Lane	Reaction Time	Fn	Result	
1		BRA - BRAZIL	7	0.180		42.85	NR
	43	LEMONS DA SILVA Ana Claudia					
	40	GOMES Vanda					
	42	KRASUCKI Franciela					
	53	SANTOS Rosangela					
2		USA - UNITED STATES	5	0.157		43.10	
	281	WILSON Kenyanna`					
	273	PIERRE Barbara					
	266	LEWIS Yvette Christine					
	275	RIGGIEN Chastity Ann					
3		COL - COLOMBIA	6	0.181		43.44	SB
	79	FLORES Lina Marcela					
	92	PADILLA Yenifer					
	83	HINESTROZA Yomara					
	81	GONZALEZ Norma					
4		CUB - CUBA	3	0.160		43.97	SB
	108	DIAZ Roxana Tomasa					
	104	CASABONA Nelkis Teresa					
	114	GUILLEN Gretther					
	120	ODELIN Dulaimi Debora					
5		CAN - CANADA	2	0.151		44.33	SB
	65	MITCHELL Kerri-Ann					
	59	BAYLEY Krysia					
	60	BRENNAN Christian Evelyn					
	68	WHYTE Angela Patricia					
6		ECU - ECUADOR	4	0.192		46.18	NR
	144	CHALA Carla Pamela					
	145	CHAVEZ Erika Benilda					
	141	CASTILLO Winnie Daniela					
	142	CEVALLOS Celene Alejandra					
		JAM - JAMAICA	8	0.163		DNF	
	173	LIVINGSTON Ornella					
	171	LEROY Anastasia					
	168	FACEY Simone					
	167	ELLINGTON Yanique					
		MEX - MEXICO	1	0.215		DNF	
	201	SANTOS Gabriela Belen					
	200	SANCHEZ Jessica Lynn					
	208	VILLAREAL Aydee Yesenia					
	183	ALVAREZ Matilde					

Weather conditions

Temperature: 26°C

Humidity: 39%

Conditions: Sunny

Legend:

DNF	Did not Finish	Fn	False start	NR	National Record	Rk	Rank
SB	Season Best						



RESULTADOS

RESULTS

WORLD RECORD	3:15.17 SOVIET UNION	URS Seoul (KOR)	1 OCT 1988
PAN AMERICAN GAMES RECORD	3:23.35 UNITED STATES	USA Indianapolis (USA)	16 AUG 1987

Rk	Bib	NOC	Lane	Reaction Time	Fn	Result
1		CUB - CUBA	3	0.404		3:28.09
	115	MARTINEZ Aymee				
	122	PEÑA Diosmely				
	106	CLEMENT Susana Aylen				
	101	BONNE Daysiurami				
2		BRA - BRAZIL	8	0.242		3:29.59
	58	SOUSA Joelma				
	32	COUTINHO Geisa				
	51	OLIVEIRA Barbara				
	44	LIMA Jailma				
3		COL - COLOMBIA	4	0.210		3:29.94 NR
	90	OLIVEROS Maria Princesa				
	81	GONZALEZ Norma				
	75	AGUILAR Evelis Jazmin				
	92	PADILLA Yenifer				
4		USA - UNITED STATES	1	0.515		3:33.42
	277	SHORT Ciara Elizabeth				
	249	COLE Leslie Eugenia				
	262	JAMESON Takecia Ryelle				
	259	HILL Mackenzie Mcclain				
5		MEX - MEXICO	7	0.216		3:40.07
	202	SAVINON Karla Adriana				
	192	MEDINA Gabriela Elizabeth				
	206	VELA Nallely				
	197	RODRIGUEZ Zudikey				
6		ECU - ECUADOR	6	0.605		3:45.59 NR
	144	CHALA Carla Pamela				
	142	CEVALLOS Celene Alejandra				
	145	CHAVEZ Erika Benilda				
	147	JARAMILLO Luci Maria Del Carmen				
		DOM - DOMINICAN REPUBLIC	2			DNS
		JAM - JAMAICA	5			DNS

Weather conditions

Temperature: 26°C

Humidity: 39%

Conditions: Sunny

Legend:

DNS Did not Start **Fn** False start **NR** National Record **Rk** Rank